

BEE COUNTY, TEXAS

ADOPTED
BEE COUNTY BUDGET

for the year

2021 – 2022

COUNTY JUDGE

GEORGE P. MORRILL, III

COMMISSIONERS

KRISTOFER B. LINNEY, PCT. 1
DENNIS DEWITT, PCT. 2

SAMUEL G. FARIAS, PCT. 3
KENNETH HAGGARD, PCT. 4

COUNTY AUDITOR

APRIL A. CANTU

Bee County
Fiscal Year 2021-2022
Budget Cover Page
September 14, 2021

This budget will raise more revenue from property taxes than last year's budget by an amount of \$395,887, which is a 3.29 percent increase from last year's budget. The property tax revenue to be raised from new property added to the tax roll this year is \$70,320.00.

The members of the governing body voted on the budget as follows:

FOR: Kristofer Linney, Commissioner Pct. 1, Dennis DeWitt, Commissioner Pct. 2, Sammy Farias, Commissioner Pct. 3, Ken Haggard, Commissioner Pct. 4

AGAINST: NONE

PRESENT and not voting: NONE

ABSENT: George P. Morrill III, Bee County Judge

Property Tax Rate Comparison

	2021-2022	2020-2021
Property Tax Rate:	\$0,72903/100	\$0,69544/100
No-New-Revenue Tax Rate:	\$0,70877/100	\$0,63944/100
No-New-Revenue Maintenance & Operations Tax Rate:	\$0,59156/100	\$0,65117/100
Voter-Approval Tax Rate:	\$0.72903/100	\$0,69544/100
Debt Rate:	\$0,11302/100	\$0,11604/100

Total debt obligation for Bee County secured by property taxes: \$38,354,244

BEE COUNTY BUDGET

for the year

2021 – 2022

**TABLE OF CONTENTS
FOR FISCAL YEAR 2021-2022**

	<u>PAGE</u>
Table of Contents	ii
Budget Certificate	iii
Organization Chart	v
Directory of County Officials.....	vi
Tax Rate by Funds.....	1
Current Tax Collection History.....	2
Summary of Adopted Budget.....	3
Summary of Budget Projections.....	4
Comparison of General Fund Budget Increase/(Decrease)	5
Statement of Indebtedness.....	6
Debt Service Requirements after FY'21	7
Ad Valorem Tax Rate History.....	8-9
Analysis	10-15

BUDGETED REVENUES AND APPROPRIATIONS BY FUND

Fund 012	General Fund	16-67
Fund 013	District Clerk Records & Preservation Fund	68-69
Fund 014	County Clerk Records Management Fund.....	70-71
Fund 015	Elections Services Contract Fund.....	73-75
Fund 017	Courthouse Security	76-77
Fund 020	Road & Bridge Operating Fund.....	79-81
Fund 021	Special Road & Tax Fund.....	82-83
Fund 022	Fuel Farm.....	84-85
Fund 023	Bee County Health Care I Fund.....	86-87
Fund 024	Court Reporter Service Fund.....	88-89
Fund 025	Farm to Market & Lateral Road Tax Fund	90-91
Fund 026	County Records Management Fund	92-93
Fund 027	District Attorney Fund.....	94-95
Fund 030	Abandoned Motor Vehicle	96-97
Fund 033	Flexible Spending Account Fund	98-99
Fund 034	Juvenile Delinquency Prevention Fund	100-101
Fund 047	Law Library Fund.....	102-103
Fund 060	Debt Service Fund	104-105
Fund 069	Tax Increment Fund.....	106-107
Fund 070	County Hotel Occupancy Tax Fund	108-109
Fund 071	Capital Projects/New Jail Fund	110-111
Fund 072	1874 Jail Restoration Project Fund.....	112-113
Fund 073	Right of Way Fund	114-115
Fund 077	Coronavirus Relief Fund.....	116-117
Fund 078	American Rescue Plan (ARP)	118-119
Fund 082	Technology Fund.....	120-121
Fund 083	Bee County Health Care II Fund	122-123
Fund 087	DA Pre Trial Intervention Services	124-125
Fund 089	Child Abuse Prevention Fund	126-127
Fund 090	District Clerk/OAG-Child Support Fund.....	128-129
Fund 091	County Attorney Hot Check Fund.....	130-131
Fund 093	County Attorney PTS/PTD Fund.....	132-133
Fund 095	Group Health Insurance Fund.....	134-135

CLASSIFICATION AND COMPENSATION PLAN

Departmental Salary Schedule.....	136-142
-----------------------------------	---------

ADDITIONAL REVIEW DISCLOSURES

Fund 035	Election Services Contract.....	144-145
Fund 092	Chapter 59 State Sheriff.....	146-147
Fund 098	Sheriff Federal Drug Forfeiture	148-149
Fund 106	Chapter 59 State District Attorney Forfeiture.....	150-151
Fund 107	District Attorney Hot Check.....	152-153

APPENDIX A: Glossary	154-160
----------------------------	---------


BUDGET CERTIFICATE

BUDGET OF BEE COUNTY
BUDGET YEAR OCTOBER 1, 2021 THROUGH SEPTEMBER 30, 2022

THE STATE OF TEXAS §

COUNTY OF BEE §

We, George P. Morrill III, County Judge; Nickelle Clark Gonzales, County Clerk, and April A. Cantu, County Auditor of Bee County, Texas, do hereby certify that the attached budget is a true and correct copy of the budget of Bee County, Texas, adopted on a basis consistent with generally accepted accounting principles, with totals for Personnel Services, Employee Benefits Expense, Other Supplies & Materials, Other Services and Charges, and Capital Outlay considered budget line items and all other information considered to be supplementary information as passed and approved by the Commissioners Court of said County on the 14th day of September, 2021, as the same appears on file in the office of the County Clerk of said County.



GEORGE P. MORRILL III, COUNTY JUDGE



NICKELLE CLARK GONZALES, COUNTY CLERK




APRIL A. CANTU, COUNTY AUDITOR

SUBSCRIBED AND SWORN TO BEFORE ME THE UNDERSIGNED AUTHORITY, THIS THE 14th DAY OF SEPTEMBER, 2021.



Notary Public
Bee County, Beeville, Texas



This page intentionally left blank

**BEE COUNTY, TEXAS
DIRECTORY OF OFFICIALS
2021-2022**

DISTRICT COURT

Starr B. BauerJudge, 36th Judicial District
Patrick L. Flanigan.....Judge, 156th Judicial District
Janna Whatley.....Judge, 343rd Judicial District
Jose AlisedaDistrict Attorney
Zenaida R. Silva.....District Clerk

COMMISSIONERS COURT

George P. Morrill III.....County Judge
Kristofer B. Linney.....Commissioner, Precinct No.1
Dennis DeWitt.....Commissioner, Precinct No.2
Samuel G. Farias.....Commissioner, Precinct No.3
Kenneth Haggard.....Commissioner, Precinct No.4

OTHER COUNTY OFFICIALS

Alden E. Southmayd.....Sheriff
Nickelle C. Gonzales.....County Clerk
Michelle Matus.....Tax Assessor-Collector
Michael J. Knight.....County Attorney
April A. Cantu.....County Auditor

JUSTICES OF THE PEACE

Susana S. Contreras.....Precinct No. 1
Milton Showalter.....Precinct No. 2
Abelardo Suniga.....Precinct No. 3
Leticia Cantu.....Precinct No. 4

CONSTABLES

Juan L. Saucedo.....Precinct No. 1
Micaela A. Trevino.....Precinct No. 2
Stephen Phipps.....Precinct No. 3
Ronnie E. Olivares.....Precinct No. 4

OTHER OFFICIALS

Raynaldo G. Gonzales.....Road Administrator
Landen Gulick.....Extension Agent
Robert A. Guerrero.....Community Affairs
Laura L. Warnix.....Elections Administrator
Jason Woods.....Adult Probation Director
Charity Franco.....Juvenile Probation Director

**BEE COUNTY, TEXAS
TAX RATE BY FUNDS
COUNTYWIDE**

FOR 2021 TAX YEAR

TAXABLE VALUATION

FOR COUNTY PURPOSES = \$1,879,501,741

FOR FARM-TO-MARKET & LATERAL ROADS = \$1,871,792,121

TAX YEAR	2017	2018	2019	2020	2021
GENERAL AD VALOREM TAX:					
MAINTENANCE & OPERATIONS	0.47065	0.49423	0.51625	0.51103	0.61157
DEBT SERVICE FUNDS	0.15043	0.10927	0.09581	0.11604	0.11302
TOTAL GENERAL AD VALOREM TAX	0.62108	0.60350	0.61206	0.62707	0.72459
SPECIAL ROAD TAX*	0.06101	0.06284	0.06124	0.06416	0.0
FARM-TO MARKET & LATERAL ROADS TAX	0.00542	0.00471	0.00452	0.00421	0.00444
TOTAL AD VALOREM TAX RATE – ALL FUNDS	0.68751	0.67105	0.67782	0.69544	0.72903

*Special Road Tax will no longer be collected as part of Bee County's tax rate formula.

**BEE COUNTY, TEXAS
CURRENT TAX COLLECTIONS HISTORY
COUNTY WIDE TAX LEVIES**

TAX YEAR	COUNTY WIDE TAXABLE VALUATION	TOTAL TAXES LEVIED	DELINQUENT END OF YEAR	CURRENT COLLECTIONS	PERCENT COLLECTED
1990	476,681,138	2,171,551	192,335	1,979,216	91.14%
1991	481,243,262	2,365,792	180,434	2,185,358	92.37%
1992	462,202,808	2,417,164	148,604	2,255,542	93.31%
1993	452,818,553	2,373,222	119,043	2,245,279	94.61%
1994	461,235,721	2,398,426	120,817	2,283,820	95.31%
1995	458,305,120	2,373,141	90,464	2,277,106	95.95%
1996	470,085,870	2,381,011	71,711	2,309,300	96.99%
1997	495,990,780	2,330,944	59,691	2,271,253	97.44%
1998	515,541,850	2,230,905	74,769	2,143,611	96.09%
1999	529,351,966	2,217,772	74,649	2,206,264	99.48%
2000	558,346,510	2,460,059	90,074	2,382,233	96.84%
2001	653,292,410	2,708,172	100,182	2,617,251	96.64%
2002	733,468,000	2,722,005	115,240	2,608,762	95.84%
2003	721,981,900	3,221,724	121,255	3,193,431	99.12%
2004	790,263,535	3,242,448	122,271	3,120,177	96.23%
2005	855,871,535	3,846,116	117,462	3,223,408	96.48%
2006	924,230,315	3,928,976	137,820	3,791,137	96.49%
2007	962,612,305	4,290,267	177,532	4,284,305	99.86%
2008	1,128,904,369	4,671,181	182,860	4,542,059	97.24%
2009	1,105,921,969	4,678,400	77,347	4,473,347	95.62%
2010	1,040,224,415	5,207,883	94,209	4,876,372	93.63%
2011	1,009,045,945	5,533,507	113,068	5,169,697	93.43%
2012	1,094,649,400	5,453,981	106,265	5,047,812	92.55%
2013	1,305,461,570	6,006,429	98,275	5,729,836	95.40%
2014	1,606,397,200	7,158,748	89,784	6,831,342	95.43%
2015	1,664,586,840	7,858,015	97,786	7,622,481	97.00%
2016	1,670,436,070	8,651,522	98,111	8,063,334	93.20%
2017	1,567,523,920	10,776,884	120,269	9,898,004	91.84%
2018	1,591,854,300	10,682,138	156,490	10,119,874	94.74%
2019	1,740,921,664	11,800,315	95,836	10,924,065	92.57%
2020	1,809,049,923	12,580,856	198,961	10,982,636	87.30%
2021*	1,879,501,741		(B)		

*Data as of 7/31/21

(B) Valuation * total tax rate for all funds (.72903)

**BEE COUNTY, TEXAS
SUMMARY OF ADOPTED BUDGET
FISCAL YEAR 2021-2022**

SUM 1

	GENERAL FUND	ROAD & BRIDGE FUNDS	DEBT SERVICE FUNDS	HEALTH CARE FUND	OTHER COUNTY FUNDS	TOTAL COUNTY FUNDS
FUND BALANCE, BEGINNING OF YEAR (PROJECTED) AT 10/1/21	5,408,032	356,213	15,958	4,557,079	1,326,187	11,663,468
REVENUES						
CURRENT AD VALOREM TAX LEVY	10,455,000	74,500	1,946,300	0	0	12,475,800
DELINQUENT AD VALOREM TAXES	138,000	1,700	33,000	0	0	172,700
COUNTY SALES TAX	1,450,000	0	0	0	0	1,450,000
LICENSES & PERMITS	4,500	630,000	0	0	0	634,500
INTERGOVERNMENTAL REVENUE	1,360,007	24,000	0	0	355,784	1,739,791
OTHER REVENUES	2,043,996	49,300	7,000	961,106	2,426,132	5,487,534
TOTAL REVENUES	15,451,503	779,500	1,986,300	961,106	2,781,916	21,960,325
 TRANSFERS IN	 259,600	 1,253,687	 0	 289,442	 558,400	 2,361,129
 TOTAL REVENUES AND TRANSFERS IN	 15,711,103	 2,033,187	 1,986,300	 1,250,548	 3,340,316	 24,321,454
 TOTAL RESOURCES AVAILABLE	 21,119,135	 2,389,400	 2,002,258	 5,807,627	 4,666,503	 35,984,922
 APPROPRIATIONS						
PERSONNEL SERVICES	5,889,859	696,881	0	0	408,923	6,995,663
EMPLOYEE BENEFITS	2,381,552	325,470	0	0	139,489	2,846,511
SUPPLIES	529,013	662,700	0	0	416,778	1,608,491
OTHER SERVICES & CHARGES	4,514,950	187,000	3,500	740,500	2,224,128	7,670,078
CAPITAL OUTLAY	180,000	0	0	308,548	558,944	1,047,492
CAPITAL LEASE	0	60,636	0	0	77,141	137,777
MISCELLANEOUS	4,200	0	0	1,500	14,000	19,700
DEBT SERVICE	0	0	1,982,800	0	0	1,982,800
TOTAL APPROPRIATIONS	13,499,574	1,932,687	1,986,300	1,050,548	3,839,403	22,308,512
 TRANSFERS OUT	 2,211,529	 101,100	 0	 200,000	 58,500	 2,571,129
 TOTAL APPROPRIATIONS & TRANSFERS	 15,711,103	 2,033,787	 1,986,300	 1,250,548	 3,897,903	 24,879,641
 FUND BALANCE, END OF YEAR (PROJECTED 09/30/2021)	 5,408,032	 355,612	 15,958	 4,557,079	 768,600	 11,105,281
INCREASE/(DECREASE) IN FUND BALANCE	0	(600)	0	0	(557,587)	(558,187)

HEALTH CARE FUNDS: 023, 083

ROAD & BRIDGE FUNDS: 020, 021, 025, 069

DEBT SERVICE FUNDS: 060

OTHER COUNTY FUNDS: 013, 014, 015, 017, 022, 024, 026, 027, 030, 033, 034, 047, 070, 071, 072, 073, 082, 087, 089, 090, 091, 093, 095

BEE COUNTY, TEXAS
SUMMARY OF BUDGET PROJECTIONS
GENERAL COUNTY OPERATIONS
FISCAL YEAR 2021-2022

DESCRIPTION	BEGINNING BALANCE 10/01/20	ESTIMATED 2020-2021		ESTIMATED 2021-2022		ENDING BALANCE 10/1/2022	VARIANCE GAIN (LOSS) (2)					
		TRANSFERS IN	EXPENDITURES OUT	TRANSFERS IN	EXPENDITURES OUT							
OPERATING FUNDS												
012 GENERAL FUND	5,187,555	13,415,249	934,642	(12,547,591)	(1,581,823)	5,408,032	15,451,503	259,600	(13,499,574)	(12,211,529)	5,408,032	0
013 DIST. CLERK REC MGMT & PRESRV	18,241	14,460	0	(4,500)	(12,000)	16,201	16,620	0	(4,620)	(12,000)	16,201	0
014 CO. CLERK RECORDS MGMT.	272,962	451,613	0	(542,886)	(12,000)	169,689	75,700	0	(184,936)	(12,000)	48,453	(121,236)
015 ELECTIONS EQUIP CONTRACT	30,050	91,198	77,121	(168,643)	0	29,726	230	77,121	(77,141)	0	29,956	230
017 COURTHOUSE SECURITY	11,028	23,010	152,135	(183,198)	0	2,975	23,494	96,000	(119,494)	0	2,975	0
020 ROAD & BRIDGE OPERATING	250,174	859,602	1,318,093	(2,150,368)	0	277,501	679,000	1,253,687	(1,932,687)	0	277,501	0
021 SPECIAL ROAD TAX	35,786	1,112,560	0	0	(1,070,000)	78,346	0	0	(373,300)	0	78,346	0
022 FUEL FARM	64,578	370,100	10,327	(339,492)	0	105,513	373,300	0	(9,000)	0	105,513	0
024 COURT REPORTERS SERVICE	15,265	4,600	0	(8,175)	0	11,690	5,100	0	(9,000)	0	7,790	(3,900)
025 FARM TO MARKET & LATERAL RDS	608	95,757	0	0	(96,000)	365	100,000	0	0	0	365	0
026 COUNTY RECORDS MGMT	10,876	4,309	0	(4,000)	(3,150)	8,035	5,100	0	(2,100)	(3,000)	8,035	0
027 DISTRICT ATTORNEY	177,387	180,921	285,109	(422,790)	0	220,627	179,984	286,259	(491,243)	0	195,627	(25,000)
030 ABANDONED VEHICLES	57,526	85,650	0	(64,976)	0	78,200	25,300	0	(103,500)	0	0	(78,200)
033 FLEXIBLE SPENDING ACCOUNT	16,580	52,565	3,000	(50,898)	0	21,247	53,973	4,020	(57,993)	0	21,247	0
034 JUVENILE DELINQUENCY PREV.	0	0	0	0	0	0	0	0	0	0	0	0
047 LAW LIBRARY	90,307	15,005	0	(10,500)	(10,000)	84,812	15,500	0	(14,000)	(10,000)	76,312	(8,500)
070 COUNTY HOTEL OCCUPANCY TAX	33,738	74,700	0	0	0	108,438	70,400	0	(150,000)	0	28,838	(79,600)
072 1874 JAIL RESTORATION PROJECT	103	0	0	0	0	103	20	0	0	0	123	20
082 TECHNOLOGY FUND	18,678	11,095	0	(10)	(15,700)	14,073	10,000	0	0	(10,000)	14,073	0
087 DIST. ATTY. PRE TRIAL INTER.	34,785	5,400	0	(10)	0	40,175	5,300	0	(5,300)	0	40,175	0
089 CHILD ABUSE PREVENTION	17,401	100	0	0	0	17,501	100	0	(100)	0	17,501	0
090 DIST. CLERK/OAG CHILD SUPPORT	3,546	2,040	0	(1,003)	0	4,583	2,030	0	(2,030)	0	4,583	0
091 COUNTY ATTORNEY HOT CHECK	7,632	4,375	0	(2,500)	0	9,507	4,040	0	(4,040)	0	9,507	0
093 COUNTY ATTORNEY PTS/PTD FUND	14,768	15,150	0	(2,120)	(12,386)	15,412	200	0	(200)	(11,500)	3,912	(11,500)
095 GROUP HEALTH INSURANCE	139,702	1,701,655	135,000	(1,820,049)	0	156,308	1,705,500	95,000	(1,800,500)	0	156,308	0
TOTAL OPERATING FUNDS	6,509,276	18,591,114	2,915,427	(18,323,699)	(2,813,059)	6,879,059	18,802,414	2,071,687	(18,831,758)	(2,370,029)	6,551,372	(327,686)
OTHER FUNDS												
023 HEALTH CARE FUND I (1 & 2)	4,245,037	482,048	0	(7,500)	(200,000)	4,519,585	516,048	0	(316,048)	(200,000)	4,519,585	0
083 HEALTH CARE FUND II (1)	126,983	445,529	173,382	(708,400)	0	37,494	445,058	289,442	(734,500)	0	37,494	0
060 REFUNDING BONDS 2012 & 2017	93,035	1,914,615	0	(1,991,692)	0	15,958	1,986,300	0	(1,986,300)	0	15,958	0
069 TAX INCREMENT FUND (TIF)	8,520	600	0	0	(8,000)	1,120	500	0	0	(1,100)	520	(600)
071 2018 NEW JAIL CONSTRUCTION	839,303	7,400	587,740	(1,224,537)	0	209,906	0	210,000	(439,906)	0	(20,000)	(229,906)
073 RIGHT OF WAY	347	0	0	0	0	347	5	0	0	0	352	5
TOTAL OTHER FUNDS	5,313,224	2,850,192	761,122	(3,932,129)	(208,000)	4,784,410	2,947,911	499,442	(3,476,754)	(201,100)	4,553,909	(230,501)
TOTAL COUNTY FUNDS	11,822,500	21,441,306	3,676,549	(22,255,828)	(3,021,059)	11,663,468	21,750,325	2,571,129	(22,308,512)	(2,571,129)	11,105,281	(558,187)
HISTORY OF FUND BALANCES:												
	YE 09/30/20	YE 09/30/21	YE 09/30/22			General Fund 012 EXP per month	R&B 020 EXP per month					
	Actual	Est	Est									
General Fund 012	5,187,555	5,408,032	5,408,032									
Road & Bridge 020, 021, 025	286,569	356,213	356,212									
Group Health Insurance Plan 095	139,702	156,308	156,308									
	5,613,825	5,920,552	5,920,552									
ESTIMATED MONTHS OF RESERVE												
				10/1/2021	10/1/2022							
				5.17	4.81							
				1.55	1.72							

FOOTNOTE:

- (1) FUNDS FROM THE HOSPITAL LEASE TO SPOHN WILL BE DEPOSITED INTO HEALTH CARE FUNDS (023 & 083) TO BE USED FOR THE FUTURE HEALTH CARE OF BEE COUNTY.
- (2) PER RE-NEGOTIATED CHRISTIUS SPOHN CONTRACT \$300,000 FROM INTEREST EARNED IN #023 WILL BE TRANSFERRED TO #012 TO BE USED TOWARDS CAPITAL PROJECTS.

BEE COUNTY, TEXAS
 STATEMENT OF LONG-TERM INDEBTEDNESS
 September 30, 2021

FOR GENERAL COUNTY PURPOSES

Certificates of Obligation:

	Interest Rates	Payment Dates	Date of Issue	Final Maturity	Original Issue	Principal Amounts Paid	OUTSTANDING ON 9/30/21			DUE IN 2021-2022			
							Principal	Interest	Total	Principal	Interest	Total	
#060 Series 2020 General Oblig. Refunding Bonds	2.00-5.00	Aug 15	08/05/20	08/15/25	2,690,000	0	2,200,000	193,850	2,393,850	515,000	86,800	601,800	
#060 Series 2017 Certificates and Obligation	2.00-5.00	Aug 15	09/28/17	08/15/47	22,800,000	425,000	20,995,000	14,965,394	35,960,394	460,000	921,000	1,381,000	
Total for General County Purposes					<u>25,490,000</u>	<u>425,000</u>	<u>23,195,000</u>	<u>15,159,244</u>	<u>38,354,244</u>	<u>0</u>	<u>975,000</u>	<u>1,007,800</u>	<u>1,982,800</u>

**BEE COUNTY, TEXAS
DEBT SERVICE REQUIREMENTS
AFTER FY 2021-2022**

FISCAL YEAR	CERTIFICATES OF OBLIGATION DEBT 2017
2021-2022	1,381,000 *
FUTURE YEARS	34,579,394
TOTAL	35,960,394

Note: This includes principal and interest on currently outstanding certificates of obligation and related to certificates of obligation series 2017.

FISCAL YEAR	GENERAL OBLIGATION * DEBT 2020
2021-2022	601,800
FUTURE YEARS	1,792,050
TOTAL	2,393,850

Note: This includes principal and interest on currently outstanding certificates of obligation and related refunding general obligation bonds 2020.

FISCAL YEAR	KOFILE SOFTWARE PURCHASE
2021-22	122,038
2022-23	122,038
TOTAL	244,076

Note: The County purchased software for the County Clerk's Records & Management Dept. and obtained vendor financing option-interest free.

FISCAL YEAR	ELECTRONIC VOTING EQUIPMENT PURCHASE
2021-22	77,141
2022-23	77,141
2023-24	77,141
TOTAL	231,423

Note: The County purchased Election Voting Equipment.

FISCAL YEAR	MAINTAINER PURCHASE
2021-2022	60,363
2022-2023	60,363
TOTAL	120,726

Note: The County purchased a maintainer for the Road & Bridge Dept.

BEE COUNTY, TEXAS
AD VALOREM TAX RATE HISTORY
FOR THE TEN BUDGET YEARS ENDED 2020 - 2021

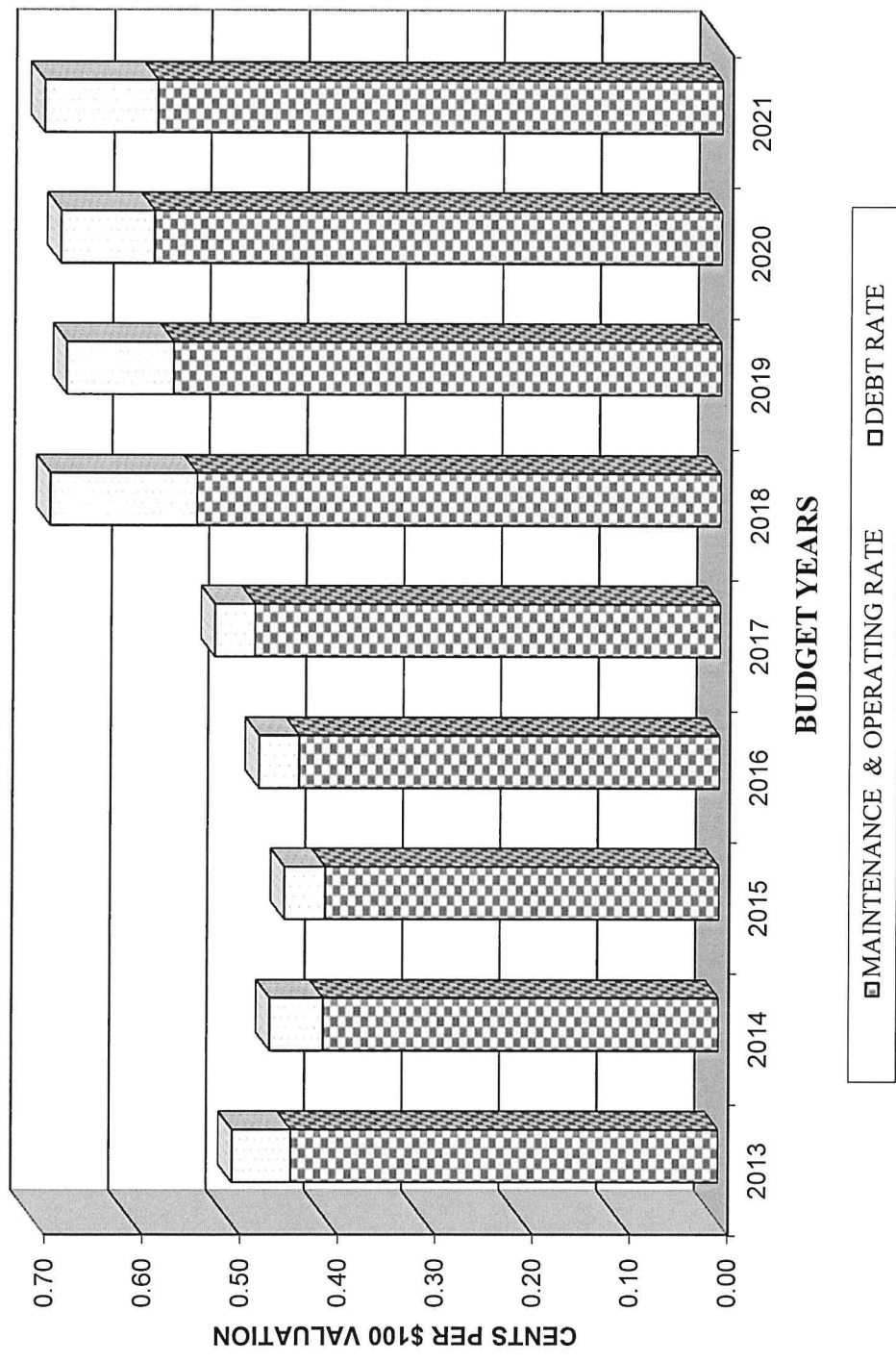
TAX	BUDGET YEAR 2013	BUDGET YEAR 2014	BUDGET YEAR 2015	BUDGET YEAR 2016	BUDGET YEAR 2017	BUDGET YEAR 2018	BUDGET YEAR 2019	BUDGET YEAR 2020	BUDGET YEAR 2021	BUDGET YEAR 2022
EFFECTIVE TAX RATE	0.41440	0.37473	0.43512	0.49208	0.54655	0.67105	0.67105	0.67782	0.69544	0.72903
Farm-to-Market	0.00498	0.00461	0.00405	0.00425	0.00476	0.00542	0.00471	0.00452	0.00421	0.00444
Special Road Tax	0.06477	0.05521	0.04871	0.05128	0.05779	0.06101	0.06284	0.06124	0.06416	0
Debt Rate (I & S)	0.05999	0.05452	0.04175	0.04091	0.04086	0.15043	0.10927	0.09581	0.11604	0.11302
General Property Tax (M & O)	0.36850	0.34576	0.35113	0.37563	0.41451	0.47065	0.49423	0.51625	0.51103	0.61157
ADOPTED TOTAL TAX RATE	0.49824	0.46010	0.44564	0.47207	0.51792	0.68751	0.67105	0.67782	0.69544	0.72903
TAXABLE NET VALUE	1,094,649,400	1,305,461,570	1,606,397,200	1,664,586,840	1,670,436,070	1,567,523,920	1,591,854,300	1,740,921,664	1,809,049,923	
*BEGINNING LEVY	5,317,927	5,892,830	7,196,706	7,903,815	8,413,521	10,339,119	10,483,275	11,252,755	12,404,406	
**ADJUSTED LEVY	5,256,980	5,975,621	7,072,870	7,869,207	8,231,908	10,193,944	10,369,138	11,208,434	11,711,402	
***PROPERTY TAXES COLLECTED	5,126,416	5,831,137	6,922,111	7,668,426	8,093,846	9,970,645	10,119,874	10,924,065	10,982,637	

*Beginning levy with supplements, adjustments

**Adjusted levy at Year End

***Collections include only current yr levy. Delinquent collections are not included.

BEE COUNTY AD VALOREM TAX RATES



Bee County, Texas
Analysis of County Sales Tax Revenue
For Budget 2021-2022

Summary:

Effective January 1, 1988 Bee County voters adopted a 1/2% Sales & Use Tax for property tax relief. The Comptroller makes a direct deposit each month into line item 012-310-130 in the General Fund.

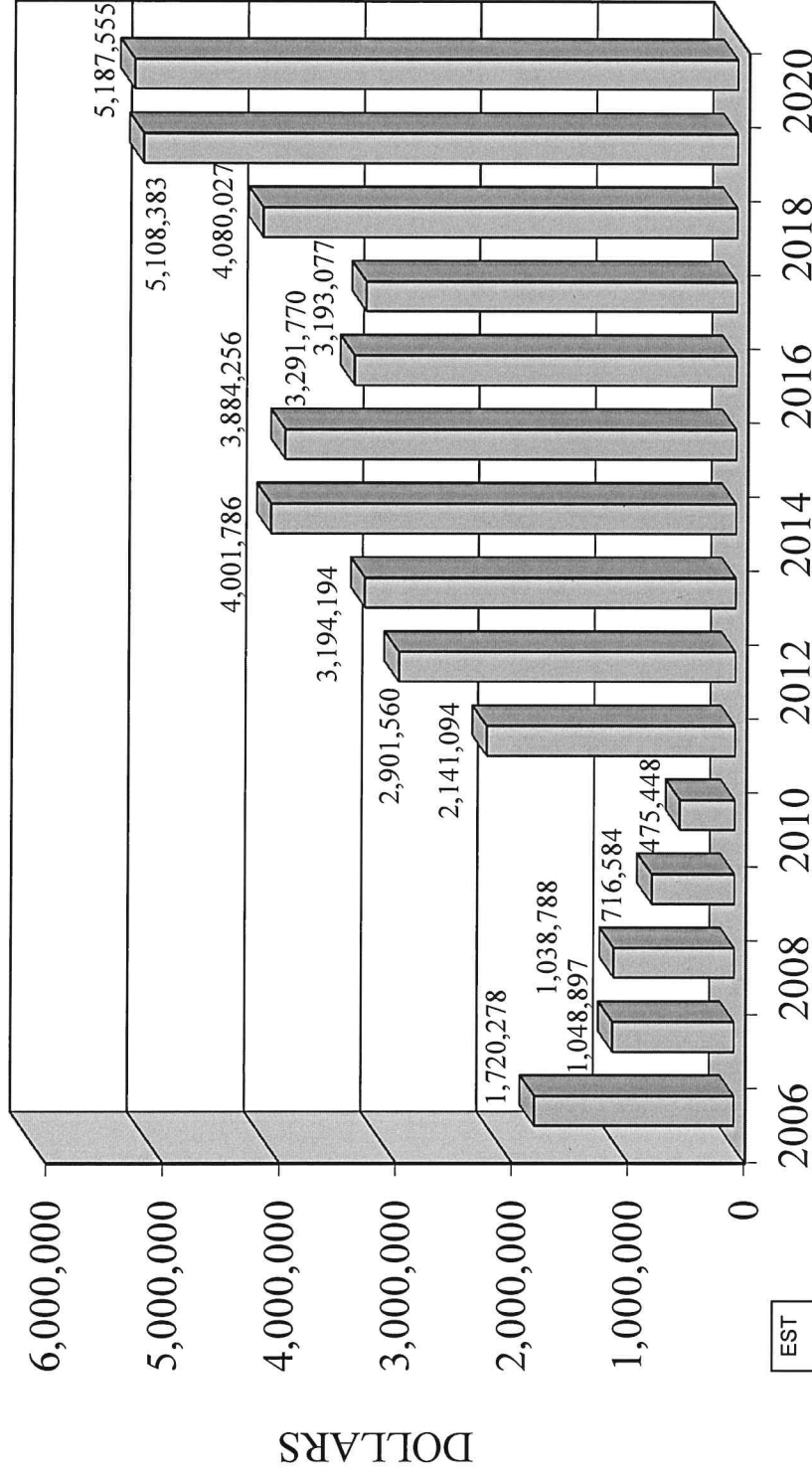
Analysis:

Listed below are the last twenty-six years of actual revenue and one year of estimated revenue with the dollar amount of change with the percent of increase or decrease. The figures are from the County Auditor's Comprehensive Annual Financial Report. The 2021-2022 estimate is a nine month actual, three month projection which includes anticipated collections.

<u>Fiscal Year</u>	<u>Actual Amounts</u>	<u>Dollar Increase</u>	<u>% Increase/ (decrease)</u>
1994-95	602,028	39,998	7.12%
1995-96	687,844	85,816	14.25%
1996-97	676,565	(11,279)	-1.64%
1997-98	730,101	53,536	7.91%
1998-99	726,995	(3,106)	-0.43%
1999-00	755,721	28,726	3.95%
2000-01	804,734	49,013	6.49%
2001-02	830,271	25,537	3.17%
2002-03	787,915	(42,356)	-5.10%
2003-04	802,800	14,885	1.89%
2004-05	869,384	66,584	8.29%
2005-06	964,612	95,228	10.95%
2006-07	1,037,831	73,219	7.59%
2007-08	1,191,140	153,309	14.77%
2008-09	1,095,737	(95,403)	-8.01%
2009-10	1,058,919	(36,818)	-3.36%
2010-11	1,300,446	241,527	22.81%
2011-12	2,261,141	960,695	73.87%
2012-13	2,246,041	(15,100)	-0.67%
2013-14	2,137,702	17,889	1.38%
2014-15	1,771,037	(366,665)	-16.22%
2015-16	1,499,199	(271,838)	-12.10%
2016-17	1,376,668	(122,531)	-5.73%
2017-18	1,522,172	145,504	8.22%
2018-19	1,691,939	169,767	11.32%
2019-20	1,546,678	(145,261)	-10.55%
2020-21 (EST)	1,550,000		
2021-22 (PROPOSED)	1,450,000		

Total Sales Tax Collected 33,975,620

BEE COUNTY GENERAL FUND TREND OF YEAR END BALANCES

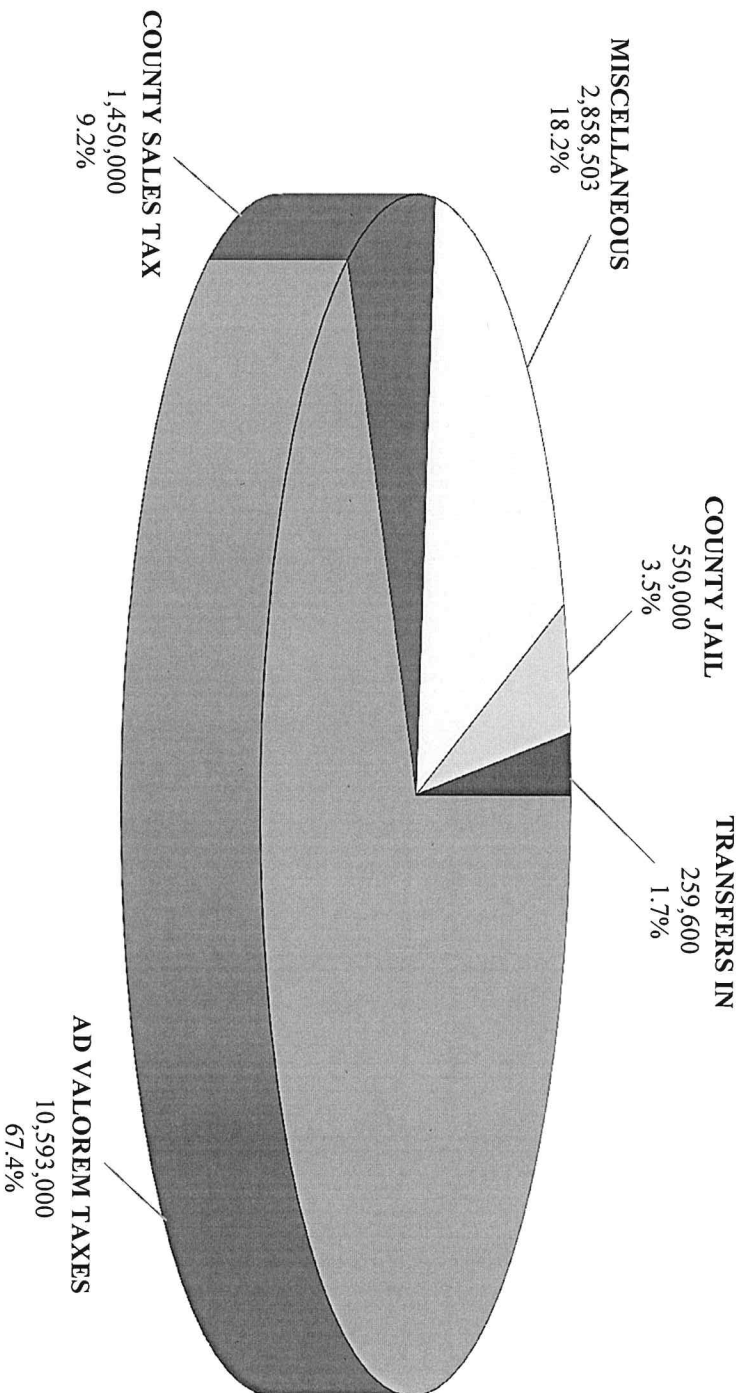


EST

BUDGET YEARS

BEE COUNTY GENERAL FUND 2021 - 2022 SOURCES OF REVENUE

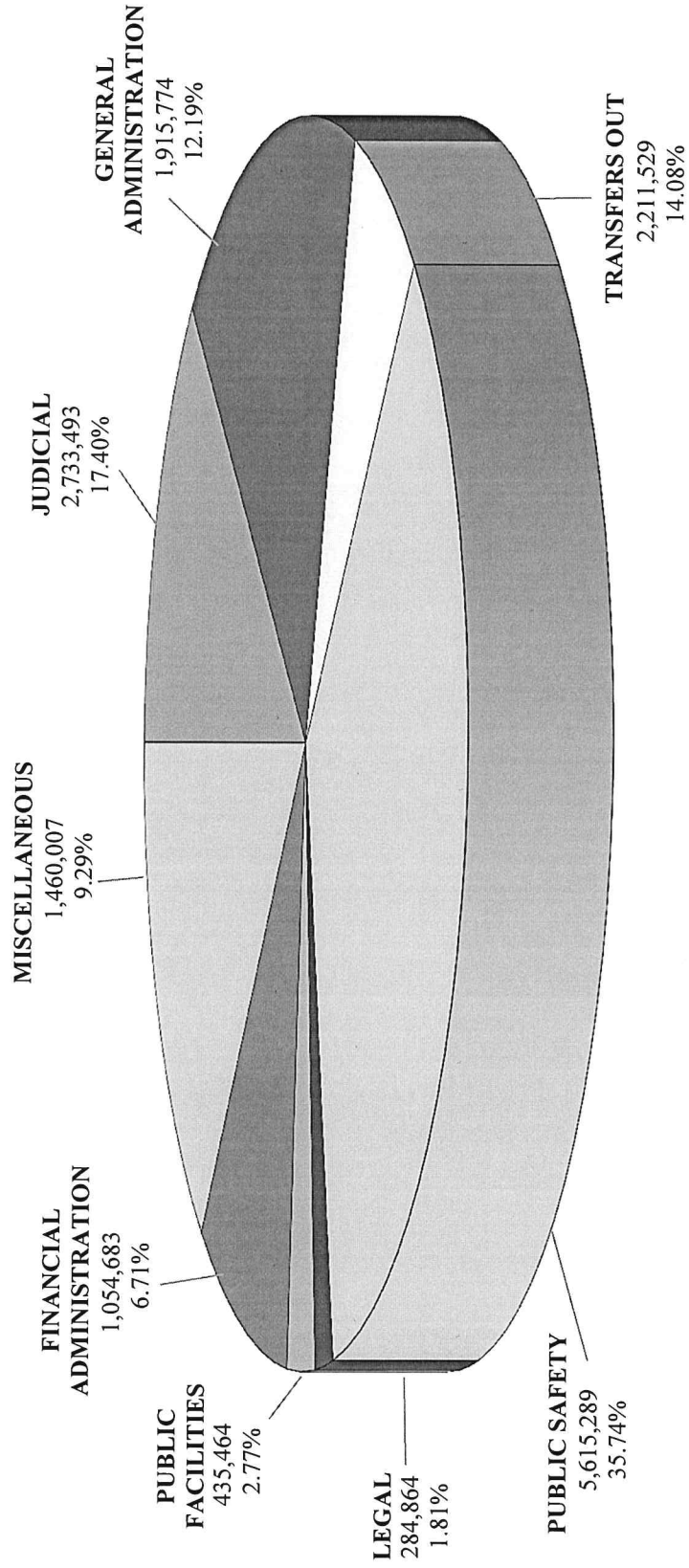
TOTAL REVENUES = \$15,711,103



BEE COUNTY GENERAL FUND

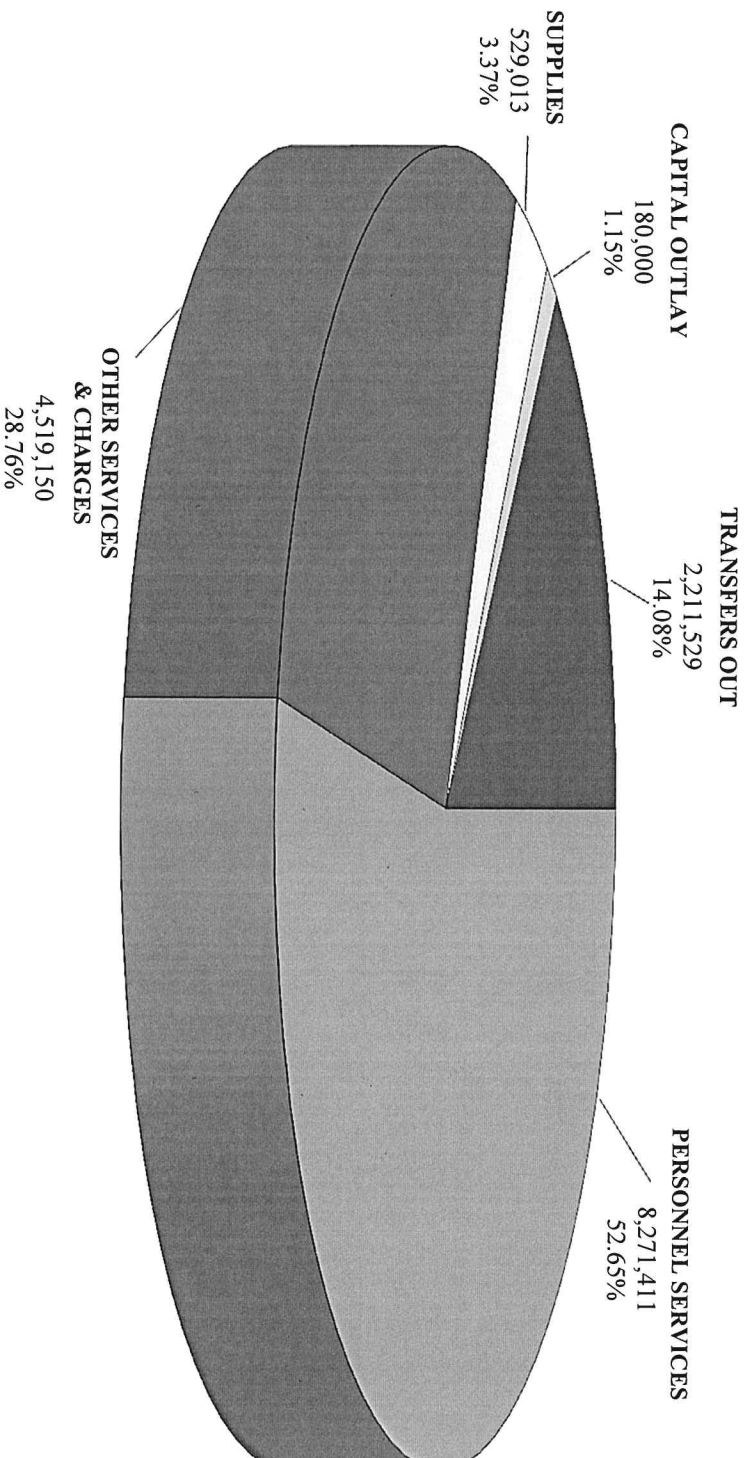
2021 - 2022 ALLOCATION BY FUNCTION

TOTAL EXPENDITURES = \$15,711,103



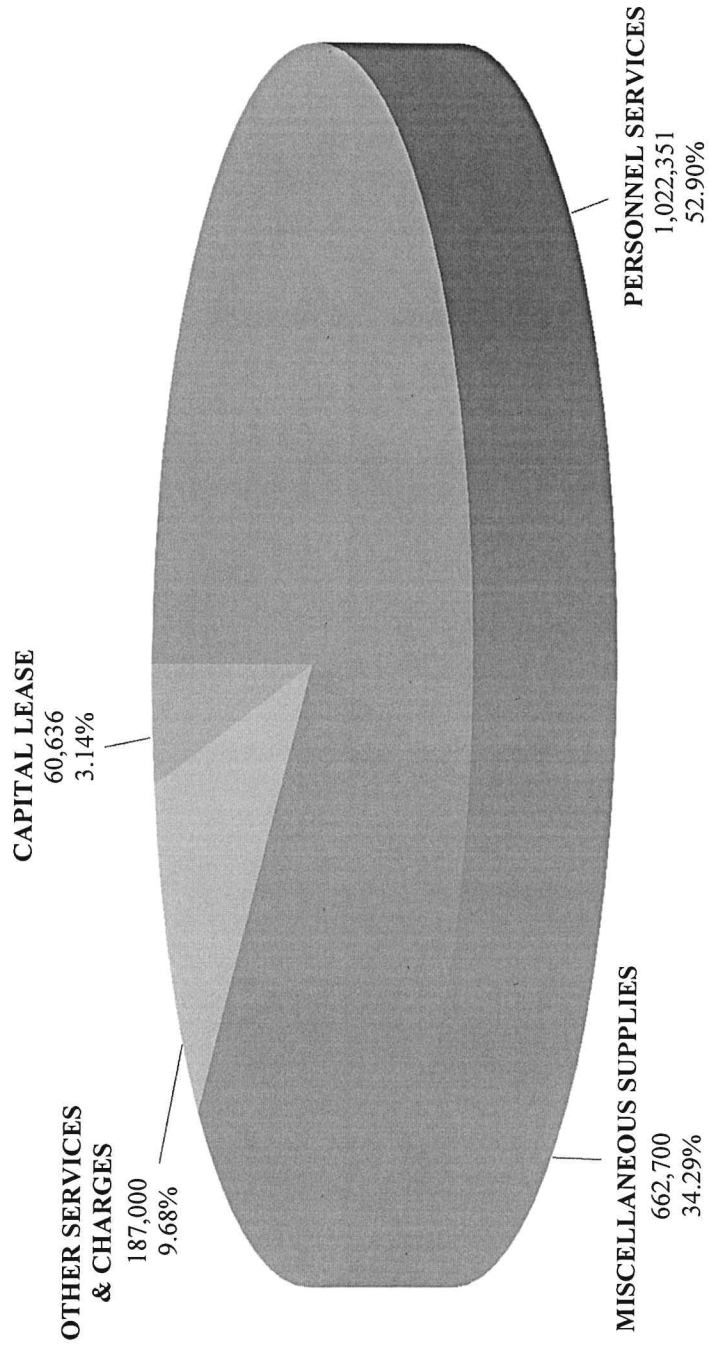
BEE COUNTY GENERAL FUND 2021 - 2022 ALLOCATION BY CATEGORY

TOTAL EXPENDITURES = \$15,711,103



ROAD & BRIDGE DEPARTMENTS 2021 - 2022 ALLOCATION BY CATEGORY

TOTAL EXPENDITURES = 1,9332,687



BEE COUNTY, TEXAS
Budgeted Revenues for the 2021-2022 Fiscal Year
General Fund 012

ACCOUNT.....	2019-2020 Actual	2020-2021 Original Budget	2020-2021 Estimated Actual	2021-2022 Adopted Budget
012-				
TAXES				
310-110 CURRENT AD VALOREM TAXES	\$8,362,922	\$8,325,500	\$8,070,000	\$10,370,000
310-115 PENALTY & INTEREST ON CURRENT	68,095	80,000	87,000	85,000
310-120 DELINQUENT AD VALOREM TAXES	81,838	90,000	155,000	100,000
310-125 PENALTY & INT. ON DELINQUENT TAXES	44,131	38,000	56,000	38,000
310-130 COUNTY SALES TAX	1,546,678	1,400,000	1,550,000	1,450,000
310-000 TOTAL TAXES	10,103,664	9,933,500	9,918,000	12,043,000
LICENSES & PERMITS				
321-801 ALCOHOLIC BEV. PERMITS (1100 & 1110)	6,343	3,000	2,000	2,500
321-802 COUNTY OCCUPATIONAL FEE (3300)	2,575	3,000	1,000	2,000
321-000 TOTAL LICENSES & PERMITS	8,918	6,000	3,000	4,500
INTERGOVERNMENTAL REVENUE				
330-100 VOTING EQUIPMENT REVENUE	0	0	0	0
330-200 CITY EMERGENCY MANAGEMENT	52,523	53,069	52,523	54,182
330-500 FEDERAL GRANT/FEMA	0	0	0	0
333-301 VINE PROGRAM FUNDS	18,619	18,571	18,571	18,572
334-200 STATE MIXED DRINK TAX	27,617	32,000	36,000	32,000
334-400 STATE SHERIFF TRAINING FEES	0	0	6,708	0
334-401 STATE CONSTABLES TRAINING FEES	0	0	1,853	0
337-602 CITY OF BEE/HEALTH & SANITATION	37,500	53,912	40,000	0
337-605 STATE ALLOCATION FOR CO ATTORNEY	28,000	28,000	28,000	28,000
337-606 STATE ALLOCATION FOR CO JUDGE	26,411	25,200	25,200	25,200
337-609 HOMELAND SECURITY GRANT	0	0	15,679	0
337-610 STATE JURY FEES REIMBURSEMENT	6,902	10,000	10,000	10,000
337-611 STATE EMERGENCY MANAGEMENT GRANT	28,732	22,349	22,000	22,000
337-612 STATE INDIGENT DEFENSE FORMULA	35,373	30,000	32,969	32,969
337-616 STATE INDIGENT DEFENSE DISCRETIONARY	856,315	856,315	880,040	856,315
337-619 ST ALIEN CRIMINAL ASSISTANCE	6,811	0	0	0
337-620 TRLA-LIVE OAK COUNTY FUNDING	77,212	77,212	77,212	77,212
337-621 TRLA-MCMULLEN COUNTY FUNDING	8,769	8,769	8,769	8,769
337-622 TRLA-WILLACY COUNTY FUNDING	125,973	125,973	125,973	125,973
337-623 TRLA-REFUGIO COUNTY FUNDING	58,615	58,615	58,615	58,615
337-650 CITY OF BEE/JAIL FEE	9,250	12,000	10,000	10,000
337-676 13TH DIST APPELLATE CRT	65	600	100	200
337-000 TOTAL INTERGOVERNMENTAL REVENUE	1,404,687	1,412,585	1,450,212	1,360,007
CHARGES FOR SERVICES				
340-100 COUNTY JUDGE	2,692	500	2,500	2,000
340-200 SHERIFF FEES	119,004	150,000	115,000	150,000
340-300 COUNTY ATTORNEY	875	1,100	1,000	1,000
340-400 COUNTY CLERK	154,737	155,000	170,000	155,000
340-425 PROBATE JUDGE'S TRAINING FEE	255	300	350	300
340-450 ELECTIONS ADMINISTRATION	501	1,000	500	1,000
340-500 TAX ASSESSOR/COLLECTOR	441,007	430,000	430,000	430,000
340-700 DISTRICT CLERK	54,106	64,000	50,000	60,000
340-801 JP #3 FEES	9,535	10,000	11,000	10,000
340-802 JP #1 FEES	6,508	6,000	8,000	7,000
340-803 JP #2 FEES	5,248	5,000	9,500	6,000
340-804 JP #4 FEES	5,727	7,000	6,600	7,000
340-901 CONSTABLE, PCT. 1	1,750	2,000	3,000	2,500
340-902 CONSTABLE, PCT. 3	2,550	2,000	500	1,000
340-903 CONSTABLE, PCT. 2	1,250	1,000	500	1,000
340-904 CONSTABLE, PCT. 4	7,050	7,500	6,000	7,000
340-909 COMMUNITY AFFAIRS FEES	41,690	37,000	58,000	37,000
342-308 CO 10% COMM/ STATE COURT COST	46,749	45,000	40,000	45,000
342-310 CRIME VICTIMS FEE	27	50	30	50
340-000 TOTAL CHARGES FOR SERVICES	901,261	924,450	912,480	922,850

BEE COUNTY, TEXAS
Budgeted Revenues for the 2021-2022 Fiscal Year
General Fund 012

ACCOUNT.....	2019-2020 Actual	2020-2021 Original Budget	2020-2021 Estimated Actual	2021-2022 Adopted Budget
012-				
FINES & FORFEITURES				
350-301 FINES & FORFEITURES, JP#3	121,764	147,000	115,000	130,000
350-302 FINES & FORFEITURES, JP#1	31,521	32,000	37,000	35,000
350-303 FINES & FORFEITURES, JP#2	40,895	37,000	70,000	40,000
350-304 FINES & FORFEITURES, JP#4	41,737	45,000	50,000	46,000
350-000 FINES & FORFEITURES	235,917	261,000	272,000	251,000
MISCELLANEOUS REVENUES				
361-100 INTEREST REVENUE	151,908	110,000	75,000	80,000
361-101 TOBACCO SETTLEMENT	15,744	16,000	26,689	16,000
361-120 REBUILD TEXAS GRANT	0	0	0	0
361-130 AVANGRID ABATEMENT	40,000	0	0	0
364-200 INSURANCE RECOVERY	52,081	0	42,987	0
367-820 RENTAL OF COUNTY BUILDINGS	2	3	2	3
367-821 BILLBOARD RENTAL FEES	0	750	900	900
367-824 EXPO OPERATING REVENUE	21,234	45,000	0	50,000
367-825 EXPO CENTER OIL REIMB	326	500	250	500
367-826 EXPO FORFEITED DEPOSITS	1,800	0	3,500	0
367-827 EXPO ADVERTISEMENT	0	0	0	0
367-830 NORMANNA & SKIDMORE LANDFILL FEES	58,393	55,000	60,000	60,000
367-831 ROAD & BRIDGE RECYCLING REVENUE	0	0	0	0
381-100 REFUNDS & SUNDRIES	86,921	65,000	65,000	65,000
381-102 FIXED ASSETS SALVAGE	0	500	2,000	500
381-103 COURT APPT. ATTY FEES REIMBURSEMENT	364	500	500	500
381-105 TEXAS A&M AGRILIFE IT REIMBURSEMENT	443	443	443	443
381-160 ESTRAY	709	500	2,000	800
381-200 OTHER SOURCE REVENUE	0	0	0	0
381-300 EVENT PROJECT EXPENSE	0	0	0	0
381-490 RENTAL/CORRECTIONAL FACILITY	523,002	555,000	530,000	550,000
381-491 OTHER RENTAL/CORRECTIONAL FACILITY	0	0	0	0
381-494 INMATE COMMISSARY REIMBURSEMENTS	263	600	286	500
381-495 COMMISSIONS/INMATE TELEPHONES	48,186	30,000	50,000	45,000
381-650 DONATIONS	4,000	0	0	0
381-000 MISCELLANEOUS REVENUES	1,005,377	879,796	859,557	870,146
TRANSFERS IN				
390-101 FROM 2016 COLONIAL CONST. FUND 101	1,966	0	0	0
390-113 FROM DISTRICT CLK RECORDS FUND 013	18,700	12,000	12,000	12,000
390-114 FROM COUNTY CLERK RECORDS FUND 014	22,110	12,000	12,000	12,000
390-121 FROM SPECIAL ROAD TAX FUND 021	27,000	0	0	0
390-123 FROM HEALTH CARE FUND 023	200,000	200,000	200,000	200,000
390-126 FROM COUNTY RECORDS MGMT FUND 026	5,000	3,150	3,150	3,000
390-147 FROM LAW LIBRARY FUND 047	10,000	10,000	10,000	10,000
390-169 FROM TAX INCREMENT FUND 069	39,743	8,000	8,000	1,100
390-177 FROM CORONAVIRUS RELIEF FUND 077	0	0	661,406	0
390-182 FROM TECHNOLOGY FUND 082	15,700	15,700	15,700	10,000
390-193 FROM PTS/PTD FUND 093	13,100	12,386	12,386	11,500
390-000 TOTAL TRANSFERS IN	353,319	273,236	934,642	259,600
TOTAL REVENUES FOR GENERAL FUND 012	\$14,013,142	\$13,690,568	\$14,349,891	\$15,711,103

**GENERAL FUND
OPERATIONS DIFFERENCE**

REVENUE	15,711,103
EXPENDITURES	<u>15,711,103</u>
	0

BEE COUNTY, TEXAS
Budgeted Appropriations for the 2021-2022 Fiscal Year
General Fund 012
Commissioners Court

DEPARTMENT 401 COMMISSIONERS COURT	2019-2020 Actual	2020-2021 Estimated Actual	2020-2021 Original Budget	2021-2022 Adopted Budget	% Budget Change
012-401-					
100 PERSONNEL SERVICES					
100 SALARY/COUNTY COMMISSIONERS	\$180,966	\$183,920	\$183,920	\$183,920	0.0%
101 SALARY/COUNTY JUDGE*	83,343	82,130	82,130	82,130	0.0%
109 SALARY/ADMINISTRATIVE ASSISTANT	28,959	29,000	29,000	29,000	0.0%
111 SALARY/EXECUTIVE ASSISTANT	36,097	40,000	40,000	40,000	0.0%
140 TRAVEL ALLOWANCE	15,400	15,400	15,400	15,400	0.0%
141 TELEPHONE ALLOWANCE	3,600	3,600	3,600	3,600	0.0%
160 LONGEVITY PAY	880	1,000	1,000	1,120	12.0%
197 PERSONNEL SERVICES SUBTOTAL	349,244	355,050	355,050	355,170	0.0%
200 PERSONNEL BENEFITS					
201 FICA TAXES	24,093	24,295	27,161	27,171	0.0%
202 GROUP MEDICAL INSURANCE	49,785	22,403	44,820	53,784	20.0%
203 RETIREMENT PLAN	19,257	19,715	19,723	25,039	27.0%
204 WORKERS' COMPENSATION	1,238	1,299	1,262	1,262	0.0%
206 UNEMPLOYMENT CONTRIBUTION	261	289	272	248	-8.8%
207 GROUP TERM LIFE	1,544	1,597	1,598	1,625	1.7%
208 LIFE INSURANCE	421	398	469	469	0.0%
209 HALO FLIGHT INSURANCE	105	105	105	105	0.0%
297 PERSONNEL BENEFITS SUBTOTAL	96,704	70,101	95,410	109,703	15.0%
300 SUPPLIES					
310 OFFICE & OTHER SUPPLIES	2,333	1,500	1,500	1,500	0.0%
397 SUPPLIES SUBTOTAL	2,333	1,500	1,500	1,500	0.0%
400 OTHER SERVICES & CHARGES					
407 PURCHASED SERVICES	0	0	0	0	0.0%
420 POSTAGE & FREIGHT	99	120	250	250	0.0%
421 TELEPHONE/DSL	0	0	0	0	0.0%
425 TRAVEL, MEALS & LODGING	1,312	1,500	4,000	4,000	0.0%
426 CONTINUING EDUCATION & DUES	630	1,600	2,000	2,000	0.0%
430 ADVERTISING & LEGAL NOTICES	0	0	0	0	0.0%
421 CONTRACT LABOR	0	0	0	0	0.0%
455 MAINTENANCE & REPAIR/EQUIPMENT	0	0	0	0	0.0%
461 COPIER LEASE	2,675	2,400	2,700	2,700	0.0%
492 INSURANCE & BOND PREMIUMS	0	0	0	0	0.0%
497 OTHER SERVICES & CHARGES SUBTOTAL	4,715	5,620	8,950	8,950	0.0%
500 CAPITAL OUTLAY SUBTOTAL					
570 OFFICE FURNITURE & EQUIPMENT	0	0	0	0	0.0%
597 CAPITAL OUTLAY SUBTOTAL	0	0	0	0	0.0%
TOTAL APPROPRIATIONS FOR FUND 012-401	\$452,997	\$432,271	\$460,910	\$475,323	3.1%

BEE COUNTY, TEXAS
Budgeted Appropriations for the 2021-2022 Fiscal Year
General Fund 012
County Clerk

DEPARTMENT 403 COUNTY CLERK	2019-2020 Actual	2020-2021 Estimated Actual	2020-2021 Original Budget	2021-2022 Adopted Budget	% Budget Change
012-403-					
100 PERSONNEL SERVICES					
101 SALARY/COUNTY CLERK	\$49,004	\$49,420	\$49,420	\$49,420	0.0%
103 SALARY/CHIEF DEPUTY	37,816	37,870	37,870	37,870	0.0%
104 SALARY/DEPUTIES	139,939	140,118	140,136	140,136	0.0%
140 TRAVEL ALLOWANCE	1,080	1,080	1,080	1,080	0.0%
160 LONGEVITY PAY	1,665	1,900	1,900	2,305	21.3%
197 PERSONNEL SERVICES SUBTOTAL	229,504	230,388	230,406	230,811	0.2%
200 PERSONNEL BENEFITS					
201 FICA TAXES	16,558	16,483	17,626	17,657	0.2%
202 GROUP MEDICAL INSURANCE	57,609	62,730	62,748	62,748	0.0%
203 RETIREMENT PLAN	12,655	12,761	12,799	16,272	27.1%
204 WORKERS' COMPENSATION	727	778	756	758	0.3%
206 UNEMPLOYMENT CONTRIBUTION	382	291	311	288	-7.4%
207 GROUP TERM LIFE	1,015	1,042	1,037	1,056	1.8%
208 LIFE INSURANCE	452	450	469	469	0.0%
209 HALO FLIGHT INSURANCE	105	105	105	105	0.0%
297 PERSONNEL BENEFITS SUBTOTAL	89,502	94,640	95,851	99,353	3.7%
300 SUPPLIES					
310 OFFICE & OTHER SUPPLIES	6,186	5,500	6,000	5,500	-8.3%
397 SUPPLIES SUBTOTAL	6,186	5,500	6,000	5,500	-8.3%
400 OTHER SERVICES & CHARGES					
407 PURCHASED SERVICES	1,698	2,000	2,000	2,000	0.0%
420 POSTAGE & FREIGHT	1,833	1,600	2,500	2,200	-12.0%
421 TELEPHONE/DSL	0	0	0	0	0.0%
425 TRAVEL, MEALS & LODGING	766	1,500	3,500	3,500	0.0%
426 CONTINUING EDUCATION & DUES	480	1,000	1,500	1,500	0.0%
430 ADVERTISING & LEGAL NOTICES	0	0	0	0	0.0%
455 MAINTENANCE & REPAIR/EQUIPMENT	0	0	0	0	0.0%
461 COPIER LEASE	5,629	5,700	4,700	5,700	21.3%
492 INSURANCE & BOND PREMIUMS	0	0	0	0	0.0%
497 OTHER SERVICES & CHARGES SUBTOTAL	10,405	11,800	14,200	14,900	4.9%
500 CAPITAL OUTLAY SUBTOTAL					
560 NETWORKING	0	0	0	0	0.0%
570 OFFICE FURNITURE & EQUIPMENT	0	0	0	0	0.0%
597 CAPITAL OUTLAY SUBTOTAL	0	0	0	0	0.0%
TOTAL APPROPRIATIONS FOR FUND 012-403	\$335,597	\$342,328	\$346,457	\$350,564	1.2%

BEE COUNTY, TEXAS
Budgeted Appropriations for the 2021-2022 Fiscal Year
General Fund 012
Veteran's Service

DEPARTMENT 405 VETERAN'S SERVICE	2019-2020 Actual	2020-2021 Estimated Actual	2020-2021 Original Budget	2021-2022 Adopted Budget	% Budget Change
012-405-					
100 PERSONNEL SERVICES					
101 SALARY/VETERAN'S SERVICE OFFICER	\$30,123	\$30,166	\$30,166	\$10,200	-66.2%
140 TRAVEL ALLOWANCE	600	600	600	0	-100.0%
141 TELEPHONE ALLOWANCE	720	720	720	0	-100.0%
160 LONGEVITY PAY	355	415	415	475	14.5%
197 PERSONNEL SERVICES SUBTOTAL	31,798	31,901	31,901	10,675	-66.5%
200 PERSONNEL BENEFITS					
201 FICA TAXES	2,182	2,225	2,440	817	-66.5%
202 GROUP MEDICAL INSURANCE	8,535	8,961	8,964	4,482	-50.0%
203 RETIREMENT PLAN	1,753	1,675	1,772	753	-57.5%
204 WORKERS' COMPENSATION	103	108	105	35	-66.7%
206 UNEMPLOYMENT CONTRIBUTION	68	65	55	17	-69.1%
207 GROUP TERM LIFE	141	145	144	49	-66.0%
208 LIFE INSURANCE	47	47	67	34	-49.3%
209 HALO FLIGHT INSURANCE	15	15	15	8	-46.7%
297 PERSONNEL BENEFITS SUBTOTAL	12,843	13,241	13,562	6,195	-54.3%
300 SUPPLIES					
310 OFFICE & OTHER SUPPLIES	2,216	1,500	1,850	1,850	0.0%
353 SMALL EQUIPMENT/SOFTWARE	1,645	500	500	500	0.0%
397 SUPPLIES SUBTOTAL	3,861	2,000	2,350	2,350	0.0%
400 OTHER SERVICES & CHARGES					
420 POSTAGE & FREIGHT	0	25	100	100	0.0%
421 TELEPHONE/DSL	115	444	500	500	0.0%
425 TRAVEL, MEALS & LODGING	445	800	1,500	1,200	-20.0%
426 CONTINUING EDUCATION & DUES	110	400	650	650	0.0%
461 COPIER LEASE	0	550	560	560	0.0%
492 INSURANCE & BOND PREMIUMS	117	116	125	125	0.0%
497 OTHER SERVICES & CHARGES SUBTOTAL	786	2,335	3,435	3,135	-8.7%
500 CAPITAL OUTLAY SUBTOTAL					
560 NETWORKING	0	0	0	0	0.0%
570 OFFICE FURNITURE & EQUIPMENT	0	0	0	0	0.0%
597 CAPITAL OUTLAY SUBTOTAL	0	0	0	0	0.0%
TOTAL APPROPRIATIONS FOR FUND 012-405	\$49,289	\$49,477	\$51,248	\$22,355	-56.4%

BEE COUNTY, TEXAS
Budgeted Appropriations for the 2021-2022 Fiscal Year
General Fund 012
Emergency Management

DEPARTMENT 406 EMERGENCY MANAGEMENT	2019-2020 Actual	2020-2021 Estimated Actual	2020-2021 Original Budget	2021-2022 Adopted Budget	% Budget Change
012-406-					
100 PERSONNEL SERVICES					
101 SALARY/ADA SAFETY COORDINATOR	\$28,724	\$28,810	\$28,810	\$28,810	0.0%
102 SALARY/DEPUTY COORDINATOR	15,837	26,768	27,273	27,273	0.0%
141 TELEPHONE ALLOWANCE	480	720	720	720	0.0%
160 LONGEVITY PAY	298	406	406	211	-48.0%
197 PERSONNEL SERVICES SUBTOTAL	45,340	56,704	57,209	57,014	-0.3%
200 PERSONNEL BENEFITS					
201 FICA TAXES	3,258	4,000	4,376	4,362	-0.3%
202 GROUP MEDICAL INSURANCE	8,535	13,446	13,446	13,446	0.0%
203 RETIREMENT PLAN	2,489	3,141	3,178	4,019	26.5%
204 WORKERS' COMPENSATION	1,040	1,091	1,060	1,057	-0.3%
206 UNEMPLOYMENT CONTRIBUTION	99	106	99	91	-8.1%
207 GROUP TERM LIFE	204	264	257	261	1.6%
208 LIFE INSURANCE	121	129	101	101	0.0%
209 HALO FLIGHT INSURANCE	22	23	23	23	0.0%
297 PERSONNEL BENEFITS SUBTOTAL	15,769	22,200	22,540	23,360	3.6%
300 SUPPLIES					
310 OFFICE & OTHER SUPPLIES	7,725	2,000	2,000	2,000	0.0%
331 GAS, OIL, & LUBRICANTS	613	1,800	1,200	2,000	66.7%
332 FOOD SUPPLIES	0	300	500	500	0.0%
353 SMALL EQUIPMENT/SOFTWARE	9,215	7,600	8,600	8,600	0.0%
397 SUPPLIES SUBTOTAL	17,553	11,700	12,300	13,100	6.5%
400 OTHER SERVICES & CHARGES					
410 TESTING & OTHER SERVICES	0	1,000	1,000	1,000	0.0%
420 POSTAGE & FREIGHT	211	200	200	200	0.0%
421 TELEPHONE/DSL	2,636	2,765	3,500	3,500	0.0%
425 TRAVEL, MEALS & LODGING	0	500	2,000	2,000	0.0%
426 CONTINUING EDUCATION & DUES	0	300	1,050	850	-19.0%
453 MAINTENANCE & REPAIR/VEHICLES	345	3,000	1,500	1,500	0.0%
455 MAINTENANCE & REPAIR/EQUIPMENT	2,857	2,000	4,000	4,000	0.0%
461 COPIER LEASE	0	600	0	1,000	100.0%
489 CLOTHING EXPENSE	705	500	500	500	0.0%
492 INSURANCE & BOND PREMIUMS	320	304	340	340	0.0%
497 OTHER SERVICES & CHARGES SUBTOTAL	7,073	11,169	14,090	14,890	5.7%
500 CAPITAL OUTLAY SUBTOTAL					
570 OFFICE FURNITURE & EQUIPMENT	0	0	0	0	0.0%
575 HEAVY EQUIPMENT	0	0	0	0	0.0%
597 CAPITAL OUTLAY SUBTOTAL	0	0	0	0	0.0%
TOTAL APPROPRIATIONS FOR FUND 012-406*	\$85,735	\$101,773	\$106,139	\$108,364	2.1%

*1/2 of EM budget is funded by City of Beeville & approximately 1/4 is grant funded.

BEE COUNTY, TEXAS
Budgeted Appropriations for the 2021-2022 Fiscal Year
General Fund 012
Risk Management

DEPARTMENT 407 RISK MANAGEMENT	2019-2020 Actual	2020-2021 Estimated Actual	2020-2021 Original Budget	2021-2022 Adopted Budget	% Budget Change
012-407-					
100 PERSONNEL SERVICES					
101 SALARY/RISK MANAGEMENT COORDINATOR	\$6,760	\$6,758	\$6,758	\$6,758	0.0%
102 SALARY/COVID MITIGATION	0	25,293	0	35,568	100.0%
160 LONGEVITY PAY	62	74	74	454	513.5%
197 PERSONNEL SERVICES SUBTOTAL	6,822	32,125	6,832	42,780	526.2%
200 PERSONNEL BENEFITS					
201 FICA TAXES	515	1,834	523	3,273	525.8%
202 GROUP MEDICAL INSURANCE	0	1,490	4,482	4,482	0.0%
203 RETIREMENT PLAN	376	1,369	380	3,016	693.7%
204 WORKERS' COMPENSATION	127	130	127	793	524.4%
206 UNEMPLOYMENT CONTRIBUTION	15	25	12	68	466.7%
207 GROUP TERM LIFE	30	145	31	196	532.3%
208 LIFE INSURANCE	13	50	34	101	197.1%
209 HALO FLIGHT INSURANCE	8	8	8	23	187.5%
297 PERSONNEL BENEFITS SUBTOTAL	1,083	5,051	5,597	11,952	113.5%
300 SUPPLIES					
310 OFFICE & OTHER SUPPLIES	258	3,500	1,340	1,340	0.0%
353 SMALL EQUIPMENT/SOFTWARE	1,739	1,500	1,500	1,500	0.0%
397 SUPPLIES SUBTOTAL	1,997	5,000	2,840	2,840	0.0%
400 OTHER SERVICES & CHARGES					
420 POSTAGE & FREIGHT	13	50	150	150	0.0%
425 TRAVEL, MEALS & LODGING	0	0	300	300	0.0%
426 CONTINUING EDUCATION & DUES	0	0	500	500	0.0%
461 COPIER LEASE	0	200	0	250	100.0%
479 CONTRACT SERVICES	0	0	0	6,000	100.0%
497 OTHER SERVICES & CHARGES SUBTOTAL	13	250	950	7,200	657.9%
500 CAPITAL OUTLAY SUBTOTAL					
570 OFFICE FURNITURE & EQUIPMENT	0	0	0	0	0.0%
597 CAPITAL OUTLAY SUBTOTAL	0	0	0	0	0.0%
TOTAL APPROPRIATIONS FOR FUND 012-407	\$9,915	\$42,426	\$16,219	\$64,772	299.4%

BEE COUNTY, TEXAS
Budgeted Appropriations for the 2021-2022 Fiscal Year
General Fund 012
Non-Departmental

DEPARTMENT 409 NON-DEPARTMENTAL	2019-2020 Actual	2020-2021 Estimated Actual	2020-2021 Original Budget	2021-2022 Adopted Budget	% Budget Change
012-409-					
100 PERSONNEL SERVICES					
116 OVERTIME PAY	\$0	\$35,000	\$10,000	\$10,000	0.0%
197 PERSONNEL SERVICES SUBTOTAL	0	35,000	10,000	10,000	0.0%
200 PERSONNEL BENEFITS					
201 FICA TAXES	0	3,000	765	765	0.0%
203 RETIREMENT PLAN	0	2,000	556	705	26.8%
204 WORKERS' COMPENSATION	183	300	185	185	0.0%
206 UNEMPLOYMENT CONTRIBUTION	0	60	17	17	0.0%
207 GROUP TERM LIFE	0	200	45	46	2.2%
297 PERSONNEL BENEFITS SUBTOTAL	183	5,560	1,568	1,718	9.6%
300 SUPPLIES					
353 SMALL EQUIPMENT/SOFTWARE	1,088	0	0	0	0.0%
397 SUPPLIES SUBTOTAL	1,088	0	0	0	0.0%
400 OTHER SERVICES & CHARGES					
401 PROFESSIONAL SERVICES	53,362	30,000	78,798	70,807	-10.1%
403 INDEPENDENT AUDIT	35,700	36,400	36,400	40,000	9.9%
407 PURCHASED SERVICES	5,444	3,000	6,000	5,000	-16.7%
410 DOG CONTROL SERVICES	1,490	1,000	5,000	3,000	-40.0%
411 BANK SERVICE CHARGES	5,102	3,000	3,000	3,000	0.0%
420 POSTAGE & FREIGHT	427	800	1,000	800	-20.0%
421 TELEPHONE/DSL	68,569	74,000	60,000	75,000	25.0%
430 ADVERTISING & LEGAL NOTICES	2,189	2,800	2,500	2,500	0.0%
455 MAINTENANCE & REPAIR/EQUIPMENT	5,245	0	0	0	0.0%
457 SOFTWARE MAINTENANCE CONTRACTS	160,797	159,000	160,000	165,000	3.1%
461 POSTAGE MACHINE RENTAL	2,400	2,400	2,400	2,400	0.0%
475 ASSOC. OF RURAL COMMUNITIES IN TX ARCIT.	395	395	395	395	0.0%
476 MISCELLANEOUS DEPARTMENT PAYOUT	250	0	0	0	0.0%
477 941 IRS FEES	0	0	1,000	1,000	0.0%
478 JUDGES ACADEMY	200	200	200	200	0.0%
480 COUNTY JUDGE'S ASSOCIATION	1,500	1,800	1,500	1,800	20.0%
481 SO TX CO JUDGES & COMM. ASSOC. DUES	300	300	300	300	0.0%
482 CITY EMERGENCY MGMT GRANT PAY OUT	14,366	14,400	14,720	14,720	0.0%
483 TEXAS ASSOCIATION OF COUNTIES	1,225	1,225	1,225	1,225	0.0%
484 CBCOG MEMBER DUES	3,186	3,186	3,186	3,186	0.0%
485 GFOA ASSOCIATION	530	530	530	530	0.0%
486 13TH DISTRICT COURT OF APPEALS	2,170	2,229	2,300	2,300	0.0%
487 4TH ADM JUDICIAL DISTRICT	2,368	2,368	2,368	2,368	0.0%
489 SOIL CONSERVATION	4,000	4,000	4,000	4,000	0.0%
490 HISTORICAL ASSOCIATION	0	0	2,000	2,000	0.0%
491 ANNUAL AWARDS BANQUET	3,067	3,026	3,050	3,050	0.0%
492 INSURANCE & BOND PREMIUMS	192,384	210,800	190,000	220,000	15.8%
493 CAFETERIA 125 PLAN ADM FEE	35	35	100	50	-50.0%
494 TAC UNEMPLOYMENT	12,829	10,000	3,000	3,000	0.0%
495 WORKERS' COMPENSATION EXPENSE	0	0	1,000	500	-50.0%
496 COASTAL BEND REG GROUP	2,098	2,098	2,098	2,098	0.0%
497 OTHER SERVICES & CHARGES SUBTOTAL	581,628	568,992	588,070	630,229	7.2%
500 CAPITAL OUTLAY SUBTOTAL					
532 BUILDING IMPROVEMENTS	0	0	0	0	0.0%
597 CAPITAL OUTLAY SUBTOTAL	0	0	0	0	0.0%
TOTAL APPROPRIATIONS FOR FUND 012-409	\$582,900	\$609,552	\$599,638	\$641,947	7.1%

BEE COUNTY, TEXAS
Budgeted Appropriations for the 2021-2022 Fiscal Year
General Fund 012
County Court

DEPARTMENT 426 COUNTY COURT*	2019-2020 Actual	2020-2021 Estimated Actual	2020-2021 Original Budget	2021-2022 Adopted Budget	% Budget Change
012-426-					
100 PERSONNEL SERVICES					
101 SALARY/COURT COORDINATOR	\$29,177	\$29,219	\$29,219	\$29,219	0.0%
160 LONGEVITY PAY	0	100	100	160	60.0%
178 PETIT JURORS	532	500	2,000	2,000	0.0%
197 PERSONNEL SERVICES SUBTOTAL	29,709	29,819	31,319	31,379	0.2%
200 PERSONNEL BENEFITS					
201 FICA TAXES	2,225	1,978	2,243	2,247	0.2%
202 GROUP MEDICAL INSURANCE	8,535	8,961	8,964	8,964	0.0%
203 RETIREMENT PLAN	1,609	1,564	1,629	2,071	27.1%
204 WORKERS' COMPENSATION	95	99	96	96	0.0%
206 UNEMPLOYMENT CONTRIBUTION	62	59	51	47	-7.8%
207 GROUP TERM LIFE	129	132	132	134	1.5%
208 LIFE INSURANCE	67	67	67	67	0.0%
209 HALO FLIGHT INSURANCE	15	15	15	15	0.0%
297 PERSONNEL BENEFITS SUBTOTAL	12,737	12,875	13,197	13,641	3.4%
300 SUPPLIES					
310 OFFICE & OTHER SUPPLIES	2,241	1,500	1,500	1,500	0.0%
397 SUPPLIES SUBTOTAL	2,241	1,500	1,500	1,500	0.0%
400 OTHER SERVICES & CHARGES					
400 CIVIL PUBLIC DEFENSE	724	700	3,000	3,000	0.0%
402 CRIMINAL PUBLIC DEFENSE	408	900	3,500	3,500	0.0%
406 COURT REPORTERS	9,084	10,000	9,000	9,000	0.0%
411 CRIMINAL PYSCH EVALUATION	0	0	500	500	0.0%
420 POSTAGE & FREIGHT	248	600	750	750	0.0%
425 TRAVEL, MEALS & LODGING	138	400	1,000	1,000	0.0%
426 CONTINUING EDUCATION & DUES	125	250	500	500	0.0%
461 COPIER LEASE	1,571	1,470	1,500	1,500	0.0%
482 OTHER COURT COSTS	0	0	500	500	0.0%
497 OTHER SERVICES & CHARGES SUBTOTAL	12,298	14,320	20,250	20,250	0.0%
500 CAPITAL OUTLAY					
570 OFFICE FURNITURE & EQUIPMENT	0	0	0	0	0.0%
597 CAPITAL OUTLAY SUBTOTAL	0	0	0	0	0.0%
TOTAL APPROPRIATIONS FOR FUND 012-426	\$56,985	\$58,514	\$66,266	\$66,770	0.8%

*Unfunded Mandate

BEE COUNTY, TEXAS
Budgeted Appropriations for the 2021-2022 Fiscal Year
General Fund 012
Human Resources

DEPARTMENT 427 HUMAN RESOURCES	2019-2020 Actual	2020-2021 Estimated Actual	2020-2021 Original Budget	2021-2022 Adopted Budget	% Budget Change
012-427-					
100 PERSONNEL SERVICES					
101 SALARY/HR ASSISTANT	\$33,069	\$33,116	\$33,116	\$33,116	0.0%
102 SALARY/HR DIRECTOR	49,655	49,726	49,726	49,726	0.0%
160 LONGEVITY PAY	730	850	850	970	14.1%
197 PERSONNEL SERVICES SUBTOTAL	83,454	83,692	83,692	83,812	0.1%
200 PERSONNEL BENEFITS					
201 FICA TAXES	5,823	5,460	6,402	6,412	0.2%
202 GROUP MEDICAL INSURANCE	17,069	17,923	17,928	17,928	0.0%
203 RETIREMENT PLAN	4,601	4,465	4,649	5,909	27.1%
204 WORKERS' COMPENSATION	271	284	275	275	0.0%
206 UNEMPLOYMENT CONTRIBUTION	178	170	144	134	-6.9%
207 GROUP TERM LIFE	369	377	377	383	1.6%
208 LIFE INSURANCE	134	134	134	134	0.0%
209 HALO FLIGHT INSURANCE	30	30	30	30	0.0%
297 PERSONNEL BENEFITS SUBTOTAL	28,476	28,843	29,939	31,205	4.2%
300 SUPPLIES					
310 OFFICE & OTHER SUPPLIES	1,658	1,800	2,000	2,000	0.0%
397 SUPPLIES SUBTOTAL	1,658	1,800	2,000	2,000	0.0%
400 OTHER SERVICES & CHARGES					
407 PURCHASED SERVICES	0	100	250	200	-20.0%
420 POSTAGE & FREIGHT	90	100	200	200	0.0%
425 TRAVEL, MEALS & LODGING	48	500	1,500	1,500	0.0%
426 CONTINUING EDUCATION & DUES	365	300	1,500	1,200	-20.0%
430 ADVERTISING & LEGAL NOTICES	893	200	1,000	900	-10.0%
461 COPIER LEASE	2,258	2,280	2,250	2,300	2.2%
497 OTHER SERVICES & CHARGES SUBTOTAL	3,654	3,480	6,700	6,300	-6.0%
500 CAPITAL OUTLAY					
570 OFFICE FURNITURE & EQUIPMENT	0	0	0	0	0.0%
597 CAPITAL OUTLAY SUBTOTAL	0	0	0	0	0.0%
TOTAL APPROPRIATIONS FOR FUND 012-427	\$117,242	\$117,815	\$122,331	\$123,317	0.8%

BEE COUNTY, TEXAS
Budgeted Appropriations for the 2021-2022 Fiscal Year
General Fund 012
Information Technology

DEPARTMENT 428 INFORMATION TECHNOLOGY	2019-2020 Actual	2020-2021 Estimated Actual	2020-2021 Original Budget	2021-2022 Adopted Budget	% Budget Change
012-428-					
100 PERSONNEL SERVICES					
101 SALARY/IT TECHNICIANS	\$30,956	\$31,000	\$31,000	\$62,500	101.6%
102 SALARY/IT DIRECTOR	53,027	53,103	53,103	53,103	0.0%
141 TELEPHONE ALLOWANCE	720	720	720	720	0.0%
160 LONGEVITY PAY	920	1,040	1,040	1,160	11.5%
197 PERSONNEL SERVICES SUBTOTAL	85,623	85,863	85,863	117,483	36.8%
200 PERSONNEL BENEFITS					
201 FICA TAXES	6,067	5,751	6,569	8,987	36.8%
202 GROUP MEDICAL INSURANCE	17,069	17,923	17,928	26,892	50.0%
203 RETIREMENT PLAN	4,720	4,600	4,770	8,283	73.6%
204 WORKERS' COMPENSATION	278	290	282	386	36.9%
206 UNEMPLOYMENT CONTRIBUTION	182	175	148	188	27.0%
207 GROUP TERM LIFE	379	387	386	537	39.1%
208 LIFE INSURANCE	134	134	134	201	50.0%
209 HALO FLIGHT INSURANCE	30	30	30	45	50.0%
297 PERSONNEL BENEFITS SUBTOTAL	28,860	29,290	30,247	45,519	50.5%
300 SUPPLIES					
310 OFFICE & OTHER SUPPLIES	0	100	500	500	0.0%
331 GAS, OIL & LUBRICANTS	42	50	200	200	0.0%
353 SMALL EQUIPMENT/SOFTWARE	9,074	41,000	800	800	0.0%
397 SUPPLIES SUBTOTAL	9,116	41,150	1,500	1,500	0.0%
400 OTHER SERVICES & CHARGES					
401 ONLINE SERVICES	10,127	6,506	20,000	69,070	245.4%
408 COMPUTER NETWORKING	975	0	6,000	0	-100.0%
420 POSTAGE & FREIGHT	0	0	0	0	0.0%
453 MAINTENANCE & REPAIR/VEHICLES	15	400	900	900	0.0%
461 COPIER LEASE	361	360	360	360	0.0%
492 INSURANCE & BOND PREMIUMS	298	287	320	320	0.0%
497 OTHER SERVICES & CHARGES SUBTOTAL	11,775	7,553	27,580	70,650	156.2%
500 CAPITAL OUTLAY					
532 COMPUTER NETWORKING IMPROVEMENT	0	80,296	16,000	0	-100.0%
570 OFFICE FURNITURE & EQUIPMENT	0	0	0	0	0.0%
590 LEASED PURCHASE	0	0	0	0	0.0%
597 CAPITAL OUTLAY SUBTOTAL	0	80,296	16,000	0	-100.0%
TOTAL APPROPRIATIONS FOR FUND 012-428	\$135,375	\$244,152	\$161,190	\$235,152	45.9%

BEE COUNTY, TEXAS
Budgeted Appropriations for the 2021-2022 Fiscal Year
General Fund 012
District Court

DEPARTMENT 435 DISTRICT COURT*	2019-2020 Actual	2020-2021 Estimated Actual	2020-2021 Original Budget	2021-2022 Adopted Budget	% Budget Change
012-435-					
100 PERSONNEL SERVICES					
102 VISITING COURT REPORTERS	\$425	\$5,700	\$5,000	\$6,500	30.0%
177 GRAND JURORS	4,784	6,250	6,500	6,500	0.0%
178 PETIT JURORS	8,476	25,850	28,000	27,000	-3.6%
197 PERSONNEL SERVICES SUBTOTAL	13,685	37,800	39,500	40,000	1.3%
200 PERSONNEL BENEFITS					
201 FICA TAXES	33	475	383	497	29.8%
204 WORKERS' COMPENSATION	16	17	16	21	31.3%
206 UNEMPLOYMENT CONTRIBUTION	1	9	11	11	0.0%
297 PERSONNEL BENEFITS SUBTOTAL	50	501	410	529	29.0%
300 SUPPLIES					
310 OFFICE & OTHER SUPPLIES	5,507	3,500	2,000	2,000	0.0%
397 SUPPLIES SUBTOTAL	5,507	3,500	2,000	2,000	0.0%
399 OTHER SERVICES & CHARGES					
400 CIVIL PUBLIC CPS DEFENSE	141,194	140,000	190,000	186,000	-2.1%
401 TRLA	1,284,473	1,308,198	1,284,473	1,284,473	0.0%
403 CRIMINAL PUBLIC DEFENSE	47,162	45,000	45,000	47,500	5.6%
404 JUVENILE PUBLIC DEFENSE	0	0	5,000	5,000	0.0%
405 CAPITAL MURDER PUBLIC DEFENSE ATTY FEES	0	0	5,000	5,000	0.0%
406 COURT REPORTERS & ADMINISTRATION	7,996	9,800	9,200	10,000	8.7%
407 ONLINE SERVICES	1,600	1,600	2,080	1,600	-23.1%
408 CIVIL PUBLIC DEFENSE	1,429	1,000	5,000	5,000	0.0%
410 CIVIL & JUVENILE PSYCH EVALUATION	0	0	2,500	1,500	-40.0%
411 DISTRICT COURT CONTRACT	173,884	187,859	180,000	187,859	4.4%
412 CRIMINAL PSYCHIATRIC EVALUATION	3,850	3,000	4,000	4,000	0.0%
461 COPIER LEASE	1,333	1,470	1,450	1,470	1.4%
482 OTHER COURT COSTS	17,024	17,000	17,000	17,000	0.0%
497 OTHER SERVICES & CHARGES SUBTOTAL	1,679,944	1,714,927	1,750,703	1,756,402	0.3%
500 CAPITAL OUTLAY					
570 OFFICE FURNITURE & EQUIPMENT	0	0	0	0	0.0%
597 CAPITAL OUTLAY SUBTOTAL	0	0	0	0	0.0%
TOTAL APPROPRIATIONS FOR FUND 012-435	\$1,699,186	\$1,756,728	\$1,792,613	\$1,798,931	0.4%

*Unfunded Mandate

BEE COUNTY, TEXAS
Budgeted Appropriations for the 2021-2022 Fiscal Year
General Fund 012
District Clerk

DEPARTMENT 450 DISTRICT CLERK*	2019-2020 Actual	2020-2021 Estimated Actual	2020-2021 Original Budget	2021-2022 Adopted Budget	% Budget Change
012-450-					
100 PERSONNEL SERVICES					
101 SALARY/DISTRICT CLERK	\$49,060	\$50,920	\$50,920	\$50,920	0.0%
103 SALARY/CHIEF DEPUTY	35,563	35,614	35,614	35,614	0.0%
104 SALARY/DEPUTIES	138,203	138,400	138,400	138,400	0.0%
110 PART-TIME HELP	13,590	14,560	14,560	16,588	13.9%
140 TRAVEL ALLOWANCE	1,080	1,080	1,080	1,080	0.0%
160 LONGEVITY PAY	1,860	2,220	2,230	2,580	15.7%
197 PERSONNEL SERVICES SUBTOTAL	239,356	242,794	242,804	245,182	1.0%
200 PERSONNEL BENEFITS					
201 FICA TAXES	17,540	17,485	18,575	18,756	1.0%
202 GROUP MEDICAL INSURANCE	51,208	53,768	62,748	62,748	0.0%
203 RETIREMENT PLAN	12,666	12,995	13,488	17,285	28.2%
204 WORKERS' COMPENSATION	781	820	797	805	1.0%
206 UNEMPLOYMENT CONTRIBUTION	403	392	332	309	-6.9%
207 GROUP TERM LIFE	1,012	1,096	1,093	1,122	2.7%
208 LIFE INSURANCE	445	429	469	469	0.0%
209 HALO FLIGHT INSURANCE	105	105	105	105	0.0%
297 PERSONNEL BENEFITS SUBTOTAL	84,161	87,090	97,607	101,599	4.1%
300 SUPPLIES					
310 OFFICE & OTHER SUPPLIES	3,087	5,000	4,000	4,000	0.0%
397 SUPPLIES SUBTOTAL	3,087	5,000	4,000	4,000	0.0%
400 OTHER SERVICES & CHARGES					
407 PURCHASED SERVICES	0	0	0	0	0.0%
412 PROGRAMMING/SOFTWARE	7,700	0	3,000	3,000	0.0%
420 POSTAGE & FREIGHT	4,876	8,000	10,000	10,000	0.0%
425 TRAVEL, MEALS & LODGING	0	1,500	3,000	2,500	-16.7%
426 CONTINUING EDUCATION & DUES	250	350	700	700	0.0%
455 MAINTENANCE & REPAIR OF EQUIPMENT	0	0	500	500	0.0%
461 COPIER LEASE	3,224	3,300	3,500	3,350	-4.3%
497 OTHER SERVICES & CHARGES SUBTOTAL	16,049	13,150	20,700	20,050	-3.1%
500 CAPITAL OUTLAY					
570 OFFICE FURNITURE & EQUIPMENT	0	0	0	0	0.0%
597 CAPITAL OUTLAY SUBTOTAL	0	0	0	0	0.0%
TOTAL APPROPRIATIONS FOR FUND 012-450	\$342,653	\$348,034	\$365,111	\$370,831	1.6%

*Unfunded Mandate

BEE COUNTY, TEXAS
Budgeted Appropriations for the 2021-2022 Fiscal Year
General Fund 012
Justice of the Peace, Pct. 3

DEPARTMENT 455 JUSTICE OF THE PEACE, PCT. 3	2019-2020 Actual	2020-2021 Estimated Actual	2020-2021 Original Budget	2021-2022 Adopted Budget	% Budget Change
012-455-					
100 PERSONNEL SERVICES					
101 SALARY/JUSTICE OF THE PEACE, PCT. 3	\$30,287	\$30,330	\$30,330	\$30,330	0.0%
109 SALARY/COURT CLERKS	56,727	56,808	56,808	56,808	0.0%
140 TRAVEL ALLOWANCE	3,200	3,200	3,200	3,200	0.0%
141 TELEPHONE ALLOWANCE	720	720	720	720	0.0%
160 LONGEVITY PAY	1,560	1,680	1,680	1,800	7.1%
197 PERSONNEL SERVICES SUBTOTAL	92,494	92,738	92,738	92,858	0.1%
200 PERSONNEL BENEFITS					
201 FICA TAXES	5,495	5,935	7,094	7,104	0.1%
202 GROUP MEDICAL INSURANCE	25,604	26,885	26,892	26,892	0.0%
203 RETIREMENT PLAN	5,098	4,945	5,152	6,546	27.1%
204 WORKERS' COMPENSATION	818	313	304	305	0.3%
206 UNEMPLOYMENT CONTRIBUTION	124	124	101	94	-6.9%
207 GROUP TERM LIFE	409	421	417	425	1.9%
208 LIFE INSURANCE	201	201	201	201	0.0%
209 HALO FLIGHT INSURANCE	45	45	45	45	0.0%
297 PERSONNEL BENEFITS SUBTOTAL	37,793	38,869	40,206	41,612	3.5%
310 OFFICE & OTHER SUPPLIES	3,467	3,200	3,200	3,000	-6.3%
397 SUPPLIES SUBTOTAL	3,467	3,200	3,200	3,000	-6.3%
400 OTHER SERVICES & CHARGES					
425 TRAVEL, MEALS & LODGING	1,073	1,200	2,500	2,500	0.0%
426 CONTINUING EDUCATION & DUES	525	500	1,000	1,000	0.0%
461 COPIER LEASE	1,099	1,120	1,100	1,150	4.5%
497 OTHER SERVICES & CHARGES SUBTOTAL	2,697	2,820	4,600	4,650	1.1%
500 CAPITAL OUTLAY					
570 OFFICE FURNITURE & EQUIPMENT	0	0	0	0	0.0%
597 CAPITAL OUTLAY SUBTOTAL	0	0	0	0	0.0%
TOTAL APPROPRIATIONS FOR FUND 012-455	\$136,451	\$137,627	\$140,744	\$142,120	1.0%

BEE COUNTY, TEXAS
Budgeted Appropriations for the 2021-2022 Fiscal Year
General Fund 012
Justice of the Peace, Pct. 1

DEPARTMENT 456 JUSTICE OF THE PEACE, PCT. 1	2019-2020 Actual	2020-2021 Estimated Actual	2020-2021 Original Budget	2021-2022 Adopted Budget	% Budget Change
012-456-					
100 PERSONNEL SERVICES					
101 SALARY/JUSTICE OF THE PEACE, PCT. 1	\$30,287	\$30,330	\$30,330	\$30,330	0.0%
109 SALARY/COURT CLERK	28,355	28,395	28,395	28,395	0.0%
110 PART-TIME HELP	14,050	14,520	14,560	16,588	13.9%
140 TRAVEL ALLOWANCE	3,200	3,200	3,200	3,200	0.0%
141 TELEPHONE ALLOWANCE	720	720	720	720	0.0%
160 LONGEVITY PAY	85	145	145	205	41.4%
197 PERSONNEL SERVICES SUBTOTAL	76,697	77,310	77,350	79,438	2.7%
200 PERSONNEL BENEFITS					
201 FICA TAXES	5,754	5,680	5,917	6,077	2.7%
202 GROUP MEDICAL INSURANCE	17,069	17,923	17,928	17,928	0.0%
203 RETIREMENT PLAN	4,230	4,150	4,297	5,600	30.3%
204 WORKERS' COMPENSATION	251	261	254	261	2.8%
206 UNEMPLOYMENT CONTRIBUTION	90	86	74	72	-2.7%
207 GROUP TERM LIFE	339	350	348	363	4.3%
208 LIFE INSURANCE	134	134	134	134	0.0%
209 HALO FLIGHT INSURANCE	30	30	30	30	0.0%
297 PERSONNEL BENEFITS SUBTOTAL	27,897	28,614	28,982	30,465	5.1%
300 SUPPLIES					
310 OFFICE & OTHER SUPPLIES	751	2,400	1,200	1,200	0.0%
397 SUPPLIES SUBTOTAL	751	2,400	1,200	1,200	0.0%
400 OTHER SERVICES & CHARGES					
420 POSTAGE & FREIGHT	190	150	300	300	0.0%
425 TRAVEL, MEALS & LODGING	766	0	1,200	1,200	0.0%
426 CONTINUING EDUCATION & DUES	435	435	550	550	0.0%
461 COPIER LEASE	2,067	2,080	2,050	2,100	2.4%
492 INSURANCE & BOND PREMIUMS	0	0	0	0	0.0%
497 OTHER SERVICES & CHARGES SUBTOTAL	3,458	2,665	4,100	4,150	1.2%
500 CAPITAL OUTLAY					
570 OFFICE FURNITURE & EQUIPMENT	0	0	0	0	0.0%
597 CAPITAL OUTLAY SUBTOTAL	0	0	0	0	0.0%
TOTAL APPROPRIATIONS FOR FUND 012-456	\$108,804	\$110,989	\$111,632	\$115,253	3.2%

BEE COUNTY, TEXAS
Budgeted Appropriations for the 2021-2022 Fiscal Year
General Fund 012
Justice of the Peace, Pct. 2

DEPARTMENT 457 JUSTICE OF THE PEACE, PCT. 2	2019-2020 Actual	2020-2021 Estimated Actual	2020-2021 Original Budget	2021-2022 Adopted Budget	% Budget Change
012-457-					
100 PERSONNEL SERVICES					
101 SALARY/JUSTICE OF THE PEACE, PCT. 2	\$30,287	\$30,330	\$30,330	\$30,330	0.0%
109 SALARY/COURT CLERK	28,355	28,395	28,395	28,395	0.0%
110 PART-TIME HELP	7,120	12,730	12,480	16,588	32.9%
140 TRAVEL ALLOWANCE	3,200	3,200	3,200	3,200	0.0%
141 TELEPHONE ALLOWANCE	0	0	0	0	0.0%
160 LONGEVITY PAY	280	340	340	0	-100.0%
197 PERSONNEL SERVICES SUBTOTAL	69,242	74,995	74,745	78,513	5.0%
200 PERSONNEL BENEFITS					
201 FICA TAXES	5,188	5,525	5,718	6,006	5.0%
202 GROUP MEDICAL INSURANCE	8,535	6,721	8,964	17,928	100.0%
203 RETIREMENT PLAN	3,818	4,033	4,152	5,535	33.3%
204 WORKERS' COMPENSATION	243	252	245	258	5.3%
206 UNEMPLOYMENT CONTRIBUTION	147	153	129	71	-45.0%
207 GROUP TERM LIFE	305	341	336	359	6.8%
208 LIFE INSURANCE	100	90	134	134	0.0%
209 HALO FLIGHT INSURANCE	30	30	30	30	0.0%
297 PERSONNEL BENEFITS SUBTOTAL	18,366	17,145	19,708	30,321	53.9%
300 SUPPLIES					
310 OFFICE & OTHER SUPPLIES	4,221	1,000	1,800	1,800	0.0%
397 SUPPLIES SUBTOTAL	4,221	1,000	1,800	1,800	0.0%
400 OTHER SERVICES & CHARGES					
420 POSTAGE & FREIGHT	160	280	350	350	0.0%
421 TELEPHONE/DSL	1,569	1,570	1,600	1,600	0.0%
425 TRAVEL, MEALS & LODGING	960	0	2,000	2,000	0.0%
426 CONTINUING EDUCATION & DUES	200	200	600	600	0.0%
441 UTILITIES	1,721	1,800	2,200	2,200	0.0%
461 COPIER LEASE	1,103	1,120	1,200	1,150	-4.2%
492 INSURANCE & BOND PREMIUMS	0	71	0	0	0.0%
497 OTHER SERVICES & CHARGES SUBTOTAL	5,712	5,041	7,950	7,900	-0.6%
500 CAPITAL OUTLAY					
570 OFFICE FURNITURE & EQUIPMENT	0	0	0	0	0.0%
597 CAPITAL OUTLAY SUBTOTAL	0	0	0	0	0.0%
TOTAL APPROPRIATIONS FOR FUND 012-457	\$97,541	\$98,181	\$104,203	\$118,534	13.8%

BEE COUNTY, TEXAS
Budgeted Appropriations for the 2021-2022 Fiscal Year
General Fund 012
Justice of the Peace, Pct. 4

DEPARTMENT 458 JUSTICE OF THE PEACE, PCT. 4	2019-2020 Actual	2020-2021 Estimated Actual	2020-2021 Original Budget	2021-2022 Adopted Budget	% Budget Change
012-458-					
100 PERSONNEL SERVICES					
101 SALARY/JUSTICE OF THE PEACE, PCT. 4	\$30,287	\$30,330	\$30,330	\$30,330	0.0%
109 SALARY/COURT CLERK	28,355	28,395	28,395	28,395	0.0%
110 PART-TIME HELP	9,655	14,535	12,840	16,588	29.2%
140 TRAVEL ALLOWANCE	3,200	3,200	3,200	3,200	0.0%
141 TELEPHONE ALLOWANCE	720	720	720	720	0.0%
160 LONGEVITY PAY	145	205	205	265	29.3%
197 PERSONNEL SERVICES SUBTOTAL	72,362	77,385	75,690	79,498	5.0%
200 PERSONNEL BENEFITS					
201 FICA TAXES	4,737	5,334	5,790	6,082	5.0%
202 GROUP MEDICAL INSURANCE	17,069	17,923	17,928	17,928	0.0%
203 RETIREMENT PLAN	3,988	4,160	4,205	5,605	33.3%
204 WORKERS' COMPENSATION	246	256	248	261	5.2%
206 UNEMPLOYMENT CONTRIBUTION	82	83	71	72	1.4%
207 GROUP TERM LIFE	321	348	341	364	6.7%
208 LIFE INSURANCE	134	134	134	134	0.0%
209 HALO FLIGHT INSURANCE	30	30	30	30	0.0%
297 PERSONNEL BENEFITS SUBTOTAL	26,607	28,268	28,747	30,476	6.0%
300 SUPPLIES					
310 OFFICE & OTHER SUPPLIES	3,508	1,500	1,930	1,930	0.0%
311 BOOKS & SUBSCRIPTIONS	0	0	0	0	0.0%
350 CLEANING SUPPLIES	77	100	170	170	0.0%
397 SUPPLIES SUBTOTAL	3,585	1,600	2,100	2,100	0.0%
400 OTHER SERVICES & CHARGES					
420 POSTAGE & FREIGHT	414	200	400	400	0.0%
421 TELEPHONE/DSL	3,153	2,602	2,950	2,800	-5.1%
425 TRAVEL, MEALS & LODGING	554	1,000	2,200	2,200	0.0%
426 CONTINUING EDUCATION & DUES	210	250	660	660	0.0%
441 UTILITIES	1,596	1,500	1,800	1,800	0.0%
451 CONTRACT LABOR	0	0	0	0	0.0%
452 MAINTENANCE & REPAIR/BUILDING	0	3,000	0	0	0.0%
458 INSURANCE & BOND PREMIUMS	0	0	0	0	0.0%
461 LEASED EQUIPMENT	1,098	1,120	1,100	1,120	1.8%
492 INSURANCE & BOND PREMIUMS	0	0	0	0	0.0%
497 OTHER SERVICES & CHARGES SUBTOTAL	7,025	9,672	9,110	8,980	-1.4%
500 CAPITAL OUTLAY					
531 BUILDING IMPROVEMENTS	0	0	0	0	0.0%
532 BUILDINGS	0	0	0	0	0.0%
570 OFFICE FURNITURE & EQUIPMENT	0	0	0	0	0.0%
597 CAPITAL OUTLAY SUBTOTAL	0	0	0	0	0.0%
TOTAL APPROPRIATIONS FOR FUND 012-458	\$109,579	\$116,925	\$115,647	\$121,054	4.7%

BEE COUNTY, TEXAS
Budgeted Appropriations for the 2021-2022 Fiscal Year
General Fund 012
County Attorney

DEPARTMENT 475 COUNTY ATTORNEY	2019-2020 Actual	2020-2021 Estimated Actual	2020-2021 Original Budget	2021-2022 Adopted Budget	% Budget Change
012-475-					
100 PERSONNEL SERVICES					
101 SALARY/COUNTY ATTORNEY*	\$74,426	\$74,492	\$74,492	\$74,492	0.0%
109 SALARY/LEGAL ASSISTANT I	26,544	28,617	28,617	28,617	0.0%
111 SALARY/LEGAL ASSISTANT II	33,435	33,483	33,483	33,483	0.0%
113 SALARY/ASSISTANT COUNTY ATTORNEY	54,922	51,994	55,000	55,000	0.0%
140 TRAVEL ALLOWANCE	2,200	2,200	2,200	2,200	0.0%
160 LONGEVITY PAY	260	435	435	495	13.8%
197 PERSONNEL SERVICES SUBTOTAL	191,786	191,221	194,227	194,287	0.0%
200 PERSONNEL BENEFITS					
201 FICA TAXES	13,634	13,333	14,858	14,863	0.0%
202 GROUP MEDICAL INSURANCE	32,716	35,845	35,856	35,856	0.0%
203 RETIREMENT PLAN	10,581	10,600	10,789	13,697	27.0%
204 WORKERS' COMPENSATION	253	263	256	256	0.0%
206 UNEMPLOYMENT INSURANCE	244	231	203	188	-7.4%
207 GROUP TERM LIFE	847	876	874	889	1.7%
208 LIFE INSURANCE	257	257	268	268	0.0%
209 HALO FLIGHT INSURANCE	60	60	60	60	0.0%
297 PERSONNEL BENEFITS SUBTOTAL	58,592	61,465	63,164	66,077	4.6%
300 SUPPLIES**					
310 OFFICE & OTHER SUPPLIES	6,730	3,000	3,900	3,500	-10.3%
311 BOOKS & SUBSCRIPTIONS	735	429	450	450	0.0%
353 SMALL EQUIPMENT/SOFTWARE	1,307	1,932	1,300	1,300	0.0%
397 SUPPLIES SUBTOTAL	8,772	5,361	5,650	5,250	-7.1%
400 OTHER SERVICES & CHARGES**					
407 ONLINE SERVICES	2,949	3,200	4,000	3,800	-5.0%
420 POSTAGE & FREIGHT	351	355	500	450	-10.0%
421 TELEPHONE/DSL	159	1,328	1,600	2,500	56.3%
425 TRAVEL, MEALS & LODGING	0	1,000	3,000	2,500	-16.7%
426 CONTINUING EDUCATION & DUES	353	600	1,750	1,500	-14.3%
430 ADVERTISING & LEGAL NOTICES	115	150	300	300	0.0%
455 MAINTENANCE & REPAIR OF EQUIPMENT	155	0	0	0	0.0%
461 COPIER LEASE	2,608	2,650	2,800	2,700	-3.6%
482 CHILD PROTECTIVE SERVICES	1,465	1,500	4,000	4,000	0.0%
483 MEDIATION SERVICES	0	1,000	1,500	1,500	0.0%
492 INSURANCE & BOND PREMIUMS	0	0	0	0	0.0%
497 OTHER SERVICES & CHARGES SUBTOTAL	8,153	11,783	19,450	19,250	-1.0%
500 CAPITAL OUTLAY **					
570 OFFICE FURNITURE & EQUIPMENT	0	0	0	0	0.0%
597 CAPITAL OUTLAY SUBTOTAL	0	0	0	0	0.0%
TOTAL APPROPRIATIONS FOR FUND 012-475	\$267,303	\$269,830	\$282,491	\$284,864	0.8%

*\$28,000 of County Attorney's salary is a supplement from the State of Texas.

**Unfunded Mandate

BEE COUNTY, TEXAS
Budgeted Appropriations for the 2021-2022 Fiscal Year
General Fund 012
Victims Assistance

DEPARTMENT 477 VICTIMS ASSISTANCE*	2019-2020 Actual	2020-2021 Estimated Actual	2020-2021 Original Budget	2021-2022 Adopted Budget	% Budget Change
<hr/>					
012-477-					
100 PERSONNEL SERVICES					
102 SALARY/FAMILY JUSTICE PARALEGAL	\$38,269	\$40,587	\$40,587	\$40,587	0.0%
160 LONGEVITY PAY	1,085	1,145	1,145	1,205	5.2%
197 PERSONNEL SERVICES SUBTOTAL	39,354	41,732	41,732	41,792	0.1%
200 PERSONNEL BENEFITS					
201 FICA TAXES	2,805	2,980	3,192	3,197	0.2%
202 GROUP MEDICAL INSURANCE	8,535	8,961	8,964	8,964	0.0%
203 RETIREMENT PLAN	2,169	2,250	2,318	2,946	27.1%
204 WORKERS' COMPENSATION	128	141	137	137	0.0%
206 UNEMPLOYMENT CONTRIBUTION	84	88	72	67	-6.9%
207 GROUP TERM LIFE	174	190	188	191	1.6%
208 LIFE INSURANCE	67	67	67	67	0.0%
209 HALO FLIGHT INSURANCE	15	15	15	15	0.0%
297 PERSONNEL BENEFITS SUBTOTAL	13,975	14,692	14,953	15,584	4.2%
300 SUPPLIES					
310 OFFICE & OTHER SUPPLIES	301	480	480	480	0.0%
397 SUPPLIES SUBTOTAL	301	480	480	480	0.0%
400 OTHER SERVICES & CHARGES					
408 COMPUTER NETWORKING	18,619	18,571	18,571	18,572	0.0%
425 TRAVEL, MEALS & LODGING	86	0	575	575	0.0%
426 CONTINUING EDUCATION & DUES	0	0	325	325	0.0%
497 OTHER SERVICES & CHARGES SUBTOTAL	18,705	18,571	19,471	19,472	0.0%
500 CAPITAL OUTLAY					
570 OFFICE FURNITURE & EQUIPMENT	0	0	0	0	0.0%
597 CAPITAL OUTLAY SUBTOTAL	0	0	0	0	0.0%
TOTAL FOR APPROPRIATIONS FOR FUND 012-477	\$72,336	\$75,475	\$76,636	\$77,328	0.9%

*Unfunded Mandate

BEE COUNTY, TEXAS
Budgeted Appropriations for the 2021-2022 Fiscal Year
General Fund 012
Elections

DEPARTMENT 490 ELECTIONS*	2019-2020 Actual	2020-2021 Estimated Actual	2020-2021 Original Budget	2021-2022 Adopted Budget	% Budget Change
012-490-					
100 PERSONNEL SERVICES					
101 SALARY/ELECTIONS ADMINISTRATOR	\$39,943	\$40,000	\$40,000	\$41,000	2.5%
103 SALARY/ELECTIONS CLERK	55,409	45,281	57,000	26,000	-54.4%
110 PART-TIME HELP	540	2,000	5,600	16,588	196.2%
140 TRAVEL ALLOWANCE	0	0	0	2,000	100.0%
141 TELEPHONE ALLOWANCE	720	720	720	720	0.0%
160 LONGEVITY PAY	500	405	710	525	-26.1%
197 PERSONNEL SERVICES SUBTOTAL	97,112	88,406	104,030	86,833	-16.5%
100 PUBLIC PERSONNEL SERVICES					
179 ELECTION JUDGES & CLERKS	6,923	0	2,500	500	-80.0%
197 PUBLIC PERSONNEL SERVICES SUBTOTAL	6,923	0	2,500	500	-80.0%
200 PERSONNEL BENEFITS					
201 FICA TAXES	7,079	6,600	8,150	6,681	-18.0%
202 GROUP MEDICAL INSURANCE	25,604	22,403	26,892	17,928	-33.3%
203 RETIREMENT PLAN	5,357	4,800	5,779	6,122	5.9%
204 WORKERS' COMPENSATION	295	307	298	245	-17.8%
206 UNEMPLOYMENT CONTRIBUTION	219	181	184	140	-23.9%
207 GROUP TERM LIFE	432	401	468	397	-15.2%
208 LIFE INSURANCE	199	150	201	134	-33.3%
209 HALO FLIGHT INSURANCE	45	45	45	30	-33.3%
297 PERSONNEL BENEFITS SUBTOTAL	39,229	34,887	42,017	31,677	-24.6%
300 SUPPLIES					
310 OFFICE & OTHER SUPPLIES	2,895	1,800	2,000	3,000	50.0%
397 SUPPLIES SUBTOTAL	2,895	1,800	2,000	3,000	50.0%
400 OTHER SERVICES & CHARGES					
407 DATA PROCESSING SERVICES	4,875	3,340	3,340	4,500	34.7%
420 POSTAGE & FREIGHT	7,445	2,000	3,600	5,000	38.9%
425 TRAVEL, MEALS & LODGING	673	1,000	1,000	2,000	100.0%
426 CONTINUING EDUCATION & DUES	660	450	450	650	44.4%
430 ADVERTISING & LEGAL NOTICES	683	100	500	100	-80.0%
461 COPIER LEASE	0	1,050	1,260	1,100	-12.7%
492 INSURANCE & BOND PREMIUMS	0	71	145	100	-31.0%
497 OTHER SERVICES & CHARGES SUBTOTAL	14,336	8,011	10,295	13,450	30.6%
500 CAPITAL OUTLAY					
570 OFFICE FURNITURE & EQUIPMENT	0	0	0	0	0.0%
577 SMALL EQUIPMENT	0	0	0	0	0.0%
597 CAPITAL OUTLAY SUBTOTAL	0	0	0	0	0.0%
TOTAL APPROPRIATIONS FOR FUND 012-490	\$160,494	\$133,104	\$160,842	\$135,460	-15.8%

*Unfunded Mandate

BEE COUNTY, TEXAS
Budgeted Appropriations for the 2021-2022 Fiscal Year
General Fund 012
County Auditor

DEPARTMENT 495 COUNTY AUDITOR	2019-2020 Actual	2020-2021 Estimated Actual	2020-2021 Original Budget	2021-2022 Adopted Budget	% Budget Change
012-495-					
100 PERSONNEL SERVICES					
102 SALARY/COUNTY AUDITOR	\$80,746	\$82,806	\$82,806	\$82,806	0.0%
103 SALARY/FIRST ASSISTANT AUDITOR	45,175	45,239	45,239	46,139	2.0%
104 SALARY/ASSISTANT AUDITORS	164,180	132,384	132,384	161,384	21.9%
105 SALARY/GRANT ADMIN./WRITER	1,443	38,950	38,950	38,950	0.0%
110 PART-TIME HELP	12,329	15,065	15,725	0	-100.0%
140 TRAVEL ALLOWANCE	840	840	840	840	0.0%
160 LONGEVITY PAY	4,255	3,230	3,230	3,650	13.0%
197 PERSONNEL SERVICES SUBTOTAL	308,967	318,514	319,174	333,769	4.6%
200 PERSONNEL BENEFITS					
201 FICA TAXES	21,372	19,708	24,417	25,533	4.6%
202 GROUP MEDICAL INSURANCE	51,208	53,768	62,748	71,712	14.3%
203 RETIREMENT PLAN	17,030	16,350	17,730	23,531	32.7%
204 WORKERS' COMPENSATION	1,012	1,078	1,048	1,096	4.6%
206 UNEMPLOYMENT CONTRIBUTION	659	642	551	534	-3.1%
207 GROUP TERM LIFE	1,368	1,370	1,436	1,527	6.3%
208 LIFE INSURANCE	458	469	469	536	14.3%
209 HALO FLIGHT INSURANCE	105	105	105	120	14.3%
297 PERSONNEL BENEFITS SUBTOTAL	93,211	93,490	108,504	124,589	14.8%
300 SUPPLIES					
310 OFFICE & OTHER SUPPLIES	4,466	4,700	3,700	4,500	21.6%
397 SUPPLIES SUBTOTAL	4,466	4,700	3,700	4,500	21.6%
400 OTHER SERVICES & CHARGES					
407 PURCHASED SERVICES	264	125	300	300	0.0%
420 POSTAGE & FREIGHT	1,895	3,200	2,800	3,000	7.1%
425 TRAVEL, MEALS & LODGING	2,185	2,000	4,100	3,500	-14.6%
426 CONTINUING EDUCATION & DUES	1,010	1,500	2,000	2,000	0.0%
461 COPIER LEASE	2,155	2,150	2,300	2,250	-2.2%
492 INSURANCE & BOND PREMIUM	0	0	0	71	100.0%
497 OTHER SERVICES & CHARGES SUBTOTAL	7,509	8,975	11,500	11,121	-3.3%
500 CAPITAL OUTLAY					
570 OFFICE FURNITURE & EQUIPMENT	0	0	0	0	0.0%
597 CAPITAL OUTLAY SUBTOTAL	0	0	0	0	0.0%
TOTAL APPROPRIATIONS FOR FUND 012-495	\$414,153	\$425,679	\$442,878	\$473,979	7.0%

BEE COUNTY, TEXAS
Budgeted Appropriations for the 2021-2022 Fiscal Year
General Fund 012
Motor Vehicle Registration & Titling
State Funds

DEPARTMENT 497	2019-2020	2020-2021	2020-2021	2021-2022	% Budget
MOTOR VEHICLE REGISTRATION & TITLING*	Actual	Estimated	Original	Adopted	Change
		Actual	Budget	Budget	
012-497-					
100 PERSONNEL SERVICES					
101 SALARY/TAX ASSESSOR-COLLECTOR	\$24,511	\$24,960	\$24,960	\$24,960	0.0%
103 SALARY/CHIEF DEPUTY	17,713	15,100	17,807	17,807	0.0%
104 SALARY/DEPUTIES	98,305	98,800	102,829	102,829	0.0%
110 PART-TIME HELP	0	2,200	0	0	0.0%
140 TRAVEL ALLOWANCE	540	540	540	540	0.0%
160 LONGEVITY PAY	1,023	830	880	468	-46.8%
197 PERSONNEL SERVICES SUBTOTAL	142,092	142,430	147,016	146,604	-0.3%
200 PERSONNEL BENEFITS					
201 FICA TAXES	10,380	10,700	11,247	11,215	-0.3%
202 GROUP MEDICAL INSURANCE	28,560	41,820	40,338	40,338	0.0%
203 RETIREMENT PLAN	7,841	7,800	8,167	10,336	26.6%
204 WORKERS' COMPENSATION	477	496	483	481	-0.4%
206 UNEMPLOYMENT CONTRIBUTION	259	214	210	194	-7.6%
207 GROUP TERM LIFE	629	650	662	671	1.4%
208 LIFE INSURANCE	291	347	302	302	0.0%
209 HALO FLIGHT INSURANCE	68	68	68	68	0.0%
297 PERSONNEL BENEFITS SUBTOTAL	48,504	62,095	61,477	63,605	3.5%
300 SUPPLIES					
310 OFFICE & OTHER SUPPLIES	810	1,000	1,300	1,300	0.0%
397 SUPPLIES SUBTOTAL	810	1,000	1,300	1,300	0.0%
400 OTHER SERVICES & CHARGES					
407 PURCHASED SERVICES	0	0	60	60	0.0%
420 POSTAGE & FREIGHT	2,020	2,000	3,200	3,000	-6.3%
425 TRAVEL, MEALS & LODGING	0	0	1,360	1,360	0.0%
426 CONTINUING EDUCATION & DUES	325	0	850	850	0.0%
461 COPIER LEASE	2,541	1,700	2,575	1,800	-30.1%
497 OTHER SERVICES & CHARGES	4,886	3,700	8,045	7,070	-12.1%
500 CAPITAL OUTLAY					
570 OFFICE FURNITURE & EQUIPMENT	0	0	0	0	0.0%
597 CAPITAL OUTLAY SUBTOTAL	0	0	0	0	0.0%
TOTAL APPROPRIATIONS FOR FUND 012-497	\$196,293	\$209,225	\$217,838	\$218,579	0.3%

*Unfunded Mandate

BEE COUNTY, TEXAS
Budgeted Appropriations for the 2021-2022 Fiscal Year
General Fund 012
Tax Assessor-Collector

DEPARTMENT 499 TAX ASSESSOR-COLLECTOR	2019-2020 Actual	2020-2021 Estimated Actual	2020-2021 Original Budget	2021-2022 Adopted Budget	% Budget Change
012-499-					
100 PERSONNEL SERVICES					
101 SALARY/TAX ASSESSOR-COLLECTOR	\$24,511	\$24,960	\$24,960	\$24,960	0.0%
103 SALARY/CHIEF DEPUTY	17,713	15,100	17,807	17,807	0.0%
104 SALARY/DEPUTIES	97,653	98,800	102,829	102,829	0.0%
110 PART-TIME HELP	0	1,810	0	0	0.0%
140 TRAVEL ALLOWANCE	540	540	540	540	0.0%
160 LONGEVITY PAY	1,022	830	880	467	-46.9%
197 PERSONNEL SERVICES SUBTOTAL	141,439	142,040	147,016	146,603	-0.3%
200 PERSONNEL BENEFITS					
201 FICA TAXES	10,332	10,900	11,247	11,215	-0.3%
202 GROUP MEDICAL INSURANCE	28,337	26,137	40,338	40,338	0.0%
203 RETIREMENT PLAN	7,804	8,118	8,167	10,336	26.6%
204 WORKERS COMPENSATION INSURANCE	477	496	483	481	-0.4%
206 UNEMPLOYMENT CONTRIBUTION	258	215	210	194	-7.6%
207 GROUP TERM LIFE	626	677	662	671	1.4%
208 LIFE INSURANCE	256	229	302	302	0.0%
209 HALO FLIGHT INSURANCE	68	68	68	68	0.0%
297 PERSONNEL BENEFITS SUBTOTAL	48,157	46,840	61,477	63,605	3.5%
300 SUPPLIES					
310 OFFICE & OTHER SUPPLIES	10,857	4,200	4,500	4,500	0.0%
353 SMALL EQUIPMENT/SOFTWARE	0	0	0	0	0.0%
397 SUPPLIES SUBTOTAL	10,857	4,200	4,500	4,500	0.0%
400 OTHER SERVICES & CHARGES					
407 PURCHASED SERVICES	2,673	4,280	3,200	3,200	0.0%
420 POSTAGE & FREIGHT	10,955	6,500	12,100	12,000	-0.8%
425 TRAVEL, MEALS & LODGING	815	2,500	5,435	5,000	-8.0%
426 CONTINUING EDUCATION & DUES	1,060	1,600	1,675	1,600	-4.5%
430 ADVERTISING & LEGAL NOTICES	0	1,200	600	600	0.0%
461 COPIER LEASE	1,675	1,650	1,700	1,700	0.0%
497 OTHER SERVICES & CHARGES SUBTOTAL	17,177	17,730	24,710	24,100	-2.5%
500 CAPITAL OUTLAY					
570 OFFICE FURNITURE & EQUIPMENT	0	0	0	0	0.0%
597 CAPITAL OUTLAY SUBTOTAL	0	0	0	0	0.0%
TOTAL APPROPRIATIONS FOR FUND 012-499	\$217,630	\$210,810	\$237,703	\$238,808	0.5%

BEE COUNTY, TEXAS
Budgeted Appropriations for the 2021-2022 Fiscal Year
General Fund 012
Appraisal District

DEPARTMENT 501 APPRAISAL DISTRICT	2019-2020 Actual	2020-2021 Estimated Actual	2020-2021 Original Budget	2021-2022 Adopted Budget	% Budget Change
.....					
012-501-					
400 OTHER SERVICES & CHARGES					
413 EVALUATION & APPRAISAL COSTS	\$216,197	\$222,178	\$219,795	\$229,954	4.6%
497 OTHER SERVICES & CHARGES SUBTOTAL	<u>216,197</u>	<u>222,178</u>	<u>219,795</u>	<u>229,954</u>	<u>4.6%</u>
TOTAL APPROPRIATIONS FOR FUND 012-501	<u>\$216,197</u>	<u>\$222,178</u>	<u>\$219,795</u>	<u>\$229,954</u>	<u>4.6%</u>

BEE COUNTY, TEXAS
Budgeted Appropriations for the 2021-2022 Fiscal Year
General Fund 012
County Courthouse

DEPARTMENT 510 COUNTY COURTHOUSE	2019-2020 Actual	2020-2021 Estimated Actual	2020-2021 Original Budget	2021-2022 Adopted Budget	% Budget Change
12-510-					
400 OTHER SERVICES & CHARGES					
441 UTILITIES	\$49,896	\$60,000	\$50,000	\$55,000	10.0%
452 MAINTENANCE & REPAIR/BUILDING	16,469	23,500	14,000	14,000	0.0%
454 MAINTENANCE OF GROUNDS	7,268	1,500	2,000	2,000	0.0%
479 CONTRACT SERVICES	14,160	12,500	14,500	14,500	0.0%
492 INSURANCE & BOND PREMIUMS	0	0	0	0	0.0%
497 OTHER SERVICES & CHARGES SUBTOTAL	87,793	97,500	80,500	85,500	6.2%
500 CAPITAL OUTLAY					
531 BUILDING IMPROVEMENTS	0	0	0	0	0.0%
555 SIGNS, FENCING, & MAPPING	0	0	0	0	0.0%
580 VEHICLES	0	0	0	0	0.0%
597 CAPITAL OUTLAY SUBTOTAL	0	0	0	0	0.0%
TOTAL APPROPRIATIONS FOR FUND 012-510	\$87,793	\$97,500	\$80,500	\$85,500	6.2%

BEE COUNTY, TEXAS
Budgeted Appropriations for the 2021-2022 Fiscal Year
General Fund 012
Elections Building

DEPARTMENT 511 ELECTIONS BUILDING	2019-2020 Actual	2020-2021 Estimated Actual	2020-2021 Original Budget	2021-2022 Adopted Budget	% Budget Change
.....					
012-511-					
400 OTHER SERVICES & CHARGES					
441 UTILITIES	\$3,610	\$3,550	\$3,500	\$3,500	0.0%
497 OTHER SERVICES & CHARGES SUBTOTAL	3,610	3,550	3,500	3,500	0.0%
500 CAPITAL OUTLAY					
531 BUILDING IMPROVEMENTS	0	200,382	0	0	0.0%
597 CAPITAL OUTLAY SUBTOTAL	0	200,382	0	0	0.0%
TOTAL APPROPRIATIONS FOR FUND 012-511	\$3,610	\$203,932	\$3,500	\$3,500	0.0%

BEE COUNTY, TEXAS
Budgeted Appropriations for the 2021-2022 Fiscal Year
General Fund 012
Probation Buildings

DEPARTMENT 512 PROBATION BUILDINGS	2019-2020 Actual	2020-2021 Estimated Actual	2020-2021 Original Budget	2021-2022 Adopted Budget	% Budget Change
012-512-					
400 OTHER SERVICES & CHARGES					
421 TELEPHONE/DSL	\$4,788	\$4,790	\$4,800	\$4,800	0.0%
441 UTILITIES	8,507	10,250	10,300	10,200	-1.0%
452 MAINTENANCE & REPAIR/BUILDING	3,028	200	1,500	1,500	0.0%
497 OTHER SERVICES & CHARGES SUBTOTAL	16,323	15,240	16,600	16,500	-0.6%
500 CAPITAL OUTLAY					
531 BUILDING IMPROVEMENTS	0	0	0	0	0.0%
532 BUILDING	0	0	0	0	0.0%
570 OFFICE FURNITURE & EQUIPMENT	0	0	0	0	0.0%
597 CAPITAL OUTLAY SUBTOTAL	0	0	0	0	0.0%
700 MISCELLANEOUS					
753 SECURITY SYSTEM	3,850	3,700	5,000	4,200	-16.0%
797 MISCELLANEOUS SUBTOTAL	3,850	3,700	5,000	4,200	-16.0%
TOTAL APPROPRIATIONS FOR FUND 012-512	\$20,173	\$18,940	\$21,600	\$20,700	-4.2%

BEE COUNTY, TEXAS
Budgeted Appropriations for the 2021-2022 Fiscal Year
General Fund 012
Maintenance/Custodial Department

DEPARTMENT 513 MAINTENANCE/CUSTODIAL DEPARTMENT	2019-2020 Actual	2020-2021 Estimated Actual	2020-2021 Original Budget	2021-2022 Adopted Budget	% Budget Change
012-513-					
100 PERSONNEL SERVICES					
101 SALARY/SUPERVISOR	\$36,791	\$36,843	\$36,843	\$39,280	6.6%
102 SALARY/ASSISTANT SUPERVISOR	31,954	32,000	32,000	32,000	0.0%
106 SALARY/MAINTENANCE-CUSTODIAN	82,683	80,790	82,801	83,785	1.2%
110 PART-TIME HELP	13,540	15,080	15,080	16,588	10.0%
141 TELEPHONE ALLOWANCE	720	720	720	720	0.0%
160 LONGEVITY PAY	920	1,220	1,220	1,140	-6.6%
197 PERSONNEL SERVICES SUBTOTAL	166,608	166,653	168,664	173,513	2.9%
200 PERSONNEL BENEFITS					
201 FICA TAXES	12,367	12,320	12,903	13,274	2.9%
202 GROUP MEDICAL INSURANCE	42,673	41,820	44,820	44,820	0.0%
203 RETIREMENT PLAN	9,187	9,220	9,369	12,233	30.6%
204 WORKERS' COMPENSATION	6,321	6,582	6,399	6,583	2.9%
206 UNEMPLOYMENT CONTRIBUTION	355	261	291	278	-4.5%
207 GROUP TERM LIFE	737	800	759	794	4.6%
208 LIFE INSURANCE	315	300	335	335	0.0%
209 HALO FLIGHT INSURANCE	75	75	75	75	0.0%
297 PERSONNEL BENEFITS SUBTOTAL	72,029	71,378	74,951	78,392	4.6%
300 SUPPLIES					
310 OFFICE & OTHER SUPPLIES	190	200	200	200	0.0%
331 GAS, OIL & LUBRICANTS	4,582	4,000	4,500	4,500	0.0%
332 FOOD SUPPLIES	490	150	300	300	0.0%
334 HAND TOOLS & MISCELLANEOUS SUPPLIES	1,836	1,500	1,500	1,500	0.0%
350 CLEANING SUPPLIES	3,618	4,200	6,500	6,500	0.0%
353 SMALL EQUIPMENT/SOFTWARE	12,885	8,000	8,000	8,000	0.0%
397 SUPPLIES SUBTOTAL	23,601	18,050	21,000	21,000	0.0%
400 OTHER SERVICES & CHARGES					
420 POSTAGE & FREIGHT	25	30	30	30	0.0%
441 UTILITIES	403	0	0	0	0.0%
452 MAINTENANCE & REPAIR/BUILDINGS	7,692	25,000	18,000	18,000	0.0%
453 MAINTENANCE & REPAIR/VEHICLES	3,623	5,000	4,500	4,500	0.0%
454 MAINTENANCE OF GROUNDS	152	700	1,000	1,000	0.0%
455 MAINTENANCE & REPAIR/EQUIPMENT	421	500	1,000	1,000	0.0%
479 CONTRACT SERVICES	5,818	6,000	8,000	6,000	-25.0%
489 CLOTHING EXPENSE/CLEANING	860	800	1,200	1,200	0.0%
492 INSURANCE & BOND PREMIUMS	947	1,107	1,000	1,150	15.0%
497 OTHER SERVICES & CHARGES SUBTOTAL	19,941	39,137	34,730	32,880	-5.3%
500 CAPITAL OUTLAY					
575 HEAVY EQUIPMENT	0	0	0	0	0.0%
580 VEHICLES	0	29,881	0	0	0.0%
597 CAPITAL OUTLAY SUBTOTAL	0	29,881	0	0	0.0%
TOTAL APPROPRIATIONS FOR FUND 012-513	\$282,179	\$325,099	\$299,345	\$305,785	2.2%

BEE COUNTY, TEXAS
Budgeted Appropriations for the 2021-2022 Fiscal Year
General Fund 012
Courthouse Annex - (Tax Office, 411 E. Houston)

DEPARTMENT 514 TAX OFFICE BUILDING	2019-2020 Actual	2020-2021 Estimated Actual	2020-2021 Original Budget	2021-2022 Adopted Budget	% Budget Change
.....					
012-514-					
300 SUPPLIES					
350 CLEANING & OTHER SUPPLIES	\$0	\$0	\$0	\$0	0.0%
397 SUPPLIES SUBTOTAL	0	0	0	0	0.0%
400 OTHER SERVICES & CHARGES					
441 UTILITIES	8,738	9,650	9,000	9,000	0.0%
452 MAINTENANCE & REPAIR/BUILDINGS	0	0	0	0	0.0%
454 MAINTENANCE OF GROUNDS	1,916	0	0	0	0.0%
497 OTHER SERVICES & CHARGES SUBTOTAL	10,655	9,650	9,000	9,000	0.0%
500 CAPITAL OUTLAY					
531 BUILDING IMPROVEMENTS*	18,965	0	0	0	0.0%
597 CAPITAL OUTLAY SUBTOTAL	18,965	0	0	0	0.0%
TOTAL APPROPRIATIONS FOR FUND 012-514	\$29,620	\$9,650	\$9,000	\$9,000	0.0%

BEE COUNTY, TEXAS
Budgeted Appropriations for the 2021-2022 Fiscal Year
General Fund 012
Justice Center

DEPARTMENT 515 JUSTICE CENTER BUILDING	2019-2020 Actual	2020-2021 Estimated Actual	2020-2021 Original Budget	2021-2022 Adopted Budget	% Budget Change
.....					
012-515-					
300 SUPPLIES					
331 GASOLINE, OIL & LUBRICANTS	\$77	\$100	\$300	\$300	0.0%
397 SUPPLIES SUBTOTAL	<u>77</u>	<u>100</u>	<u>300</u>	<u>300</u>	<u>0.0%</u>
400 OTHER SERVICES & CHARGES					
441 UTILITIES	15,166	26,215	16,500	16,200	-1.8%
452 MAINTENANCE & REPAIR/BUILDING	0	0	0	0	0.0%
497 OTHER SERVICES & CHARGES SUBTOTAL	<u>15,166</u>	<u>26,215</u>	<u>16,500</u>	<u>16,200</u>	<u>-1.8%</u>
500 CAPITAL OUTLAY					
531 BUILDING IMPROVEMENTS	0	0	0	0	0.0%
597 CAPITAL OUTLAY SUBTOTAL	<u>0</u>	<u>0</u>	<u>0</u>	<u>0</u>	<u>0.0%</u>
TOTAL APPROPRIATIONS FOR FUND 012-515	<u>\$15,243</u>	<u>\$26,315</u>	<u>\$16,800</u>	<u>\$16,500</u>	<u>-1.8%</u>

BEE COUNTY, TEXAS
Budgeted Appropriations for the 2021-2022 Fiscal Year
General Fund 012
Dougherty Building (Old Library)

DEPARTMENT 516 DOUGHERTY BUILDING	2019-2020 Actual	2020-2021 Estimated Actual	2020-2021 Original Budget	2021-2022 Adopted Budget	% Budget Change
.....					
012-516-					
400 OTHER SERVICES & CHARGES					
441 UTILITIES	\$7,054	\$6,650	\$6,800	\$6,500	-4.4%
497 OTHER SERVICES & CHARGES	<u>7,054</u>	<u>6,650</u>	<u>6,800</u>	<u>6,500</u>	<u>-4.4%</u>
500 CAPITAL OUTLAY					
531 BUILDING IMPROVEMENTS	0	0	0	0	0.0%
532 BUILDING	0	0	0	0	0.0%
577 SMALL EQUIPMENT	0	0	0	0	0.0%
597 CAPITAL OUTLAY SUBTOTAL	<u>0</u>	<u>0</u>	<u>0</u>	<u>0</u>	<u>0.0%</u>
TOTAL APPROPRIATIONS FOR FUND 012-516	<u>\$7,054</u>	<u>\$6,650</u>	<u>\$6,800</u>	<u>\$6,500</u>	<u>-4.4%</u>

BEE COUNTY, TEXAS
Budgeted Appropriations for the 2021-2022 Fiscal Year
General Fund 012
Retention/Storage Building (Old Jail)

DEPARTMENT 517 RETENTION/STORAGE BUILDING	2019-2020 Actual	2020-2021 Estimated Actual	2020-2021 Original Budget	2021-2022 Adopted Budget	% Budget Change
.....					
012-517-					
400 OTHER SERVICES & CHARGES					
441 UTILITIES	\$3,276	\$2,950	\$3,500	\$3,300	-5.7%
497 OTHER SERVICES & CHARGES	<u>3,276</u>	<u>2,950</u>	<u>3,500</u>	<u>3,300</u>	<u>-5.7%</u>
500 CAPITAL OUTLAY					
532 BUILDING IMPROVEMENTS	0	0	0	0	0.0%
597 CAPITAL OUTLAY SUBTOTAL	<u>0</u>	<u>0</u>	<u>0</u>	<u>0</u>	<u>0.0%</u>
TOTAL APPROPRIATIONS FOR FUND 012-517	<u>\$3,276</u>	<u>\$2,950</u>	<u>\$3,500</u>	<u>\$3,300</u>	<u>-5.7%</u>

BEE COUNTY, TEXAS
Budgeted Appropriations for the 2021-2022 Fiscal Year
General Fund 012
Economic Development (Galloway Building)

DEPARTMENT 530 ECONOMIC DEVELOPMENT	2019-2020 Actual	2020-2021 Estimated Actual	2020-2021 Original Budget	2021-2022 Adopted Budget	% Budget Change
012-530-					
400 OTHER SERVICES & CHARGES					
400 LEGAL & PROFESSIONAL	\$0	\$0	\$0	\$0	0.0%
425 TRAVEL, MEALS & LODGING	0	0	0	0	0.0%
426 CONTINUING EDUCATION & DUES	0	0	0	0	0.0%
441 UTILITIES	0	0	0	0	0.0%
452 MAINTENACE & REPAIR/BUILDING	814	0	0	0	0.0%
497 OTHER SERVICES & CHARGES	814	0	0	0	0.0%
500 CAPITAL OUTLAY					
503 ECONOMIC DEVELOPMENT	50,000	50,000	50,000	50,000	0.0%
532 BUILDING	0	0	0	0	0.0%
597 CAPITAL OUTLAY SUBTOTAL	50,000	50,000	50,000	50,000	0.0%
TOTAL APPROPRIATIONS FOR FUND 012-530	\$50,814	\$50,000	\$50,000	\$50,000	0.0%

BEE COUNTY, TEXAS
Budgeted Appropriations for the 2021-2022 Fiscal Year
General Fund 012
Constable, Precinct 1

DEPARTMENT 550 CONSTABLE, PRECINCT 1	2019-2020 Actual	2020-2021 Estimated Actual	2020-2021 Original Budget	2021-2022 Adopted Budget	% Budget Change
012-550-					
100 PERSONNEL SERVICES					
101 SALARY/CONSTABLE, PRECINCT 1	\$6,670	\$6,680	\$6,680	\$6,680	0.0%
140 TRAVEL ALLOWANCE	927	2,850	2,850	2,850	0.0%
141 TELEPHONE ALLOWANCE	720	720	720	720	0.0%
197 PERSONNEL SERVICES SUBTOTAL	8,317	10,250	10,250	10,250	0.0%
200 PERSONNEL BENEFITS					
201 FICA TAXES	114	340	784	784	0.0%
202 GROUP MEDICAL INSURANCE	8,535	8,961	8,964	8,964	0.0%
203 RETIREMENT PLAN	458	577	569	723	27.1%
204 WORKERS' COMPENSATION	151	195	190	190	0.0%
206 UNEMPLOYMENT CONTRIBUTION	0	0	0	0	0.0%
207 GROUP TERM LIFE	37	48	46	47	2.2%
208 LIFE INSURANCE	47	47	67	67	0.0%
209 HALO FLIGHT INSURANCE	15	15	15	15	0.0%
297 PERSONNEL BENEFITS SUBTOTAL	9,357	10,183	10,635	10,790	1.5%
300 SUPPLIES					
310 OFFICE & OTHER SUPPLIES	338	350	350	350	0.0%
353 SMALL EQUIPMENT/SOFTWARE	162	162	162	162	0.0%
397 SUPPLIES SUBTOTAL	500	512	512	512	0.0%
400 OTHER SERVICES & CHARGES					
425 TRAVEL, MEALS & LODGING	0	846	0	0	0.0%
426 CONTINUING EDUCATION & DUES	0	175	0	0	0.0%
427 FIREARMS & OTHER QUALIFICATIONS	0	200	200	200	0.0%
456 UNIFORM EXPENSE	204	200	200	200	0.0%
492 INSURANCE & BOND PREMIUMS	117	116	120	120	0.0%
497 OTHER SERVICES & CHARGES SUBTOTAL	321	1,537	520	520	0.0%
500 CAPITAL OUTLAY					
577 SMALL EQUIPMENT	0	0	0	0	0.0%
580 VEHICLES	0	0	0	0	0.0%
597 CAPITAL OUTLAY SUBTOTAL	0	0	0	0	0.0%
TOTAL APPROPRIATIONS FOR FUND 012-550	\$18,496	\$22,482	\$21,917	\$22,072	0.7%

BEE COUNTY, TEXAS
Budgeted Appropriations for the 2021-2022 Fiscal Year
General Fund 012
Constable, Precinct 3

DEPARTMENT 551 CONSTABLE, PRECINCT 3	2019-2020 Actual	2020-2021 Estimated Actual	2020-2021 Original Budget	2021-2022 Adopted Budget	% Budget Change
012-551-					
100 PERSONNEL SERVICES					
101 SALARY/CONSTABLE, PRECINCT 3	\$6,670	\$6,680	\$6,680	\$6,680	0.0%
140 TRAVEL ALLOWANCE	4,773	2,850	2,850	2,850	0.0%
141 TELEPHONE ALLOWANCE	720	720	720	720	0.0%
197 PERSONNEL SERVICES SUBTOTAL	12,164	10,250	10,250	10,250	0.0%
200 PERSONNEL BENEFITS					
201 FICA TAXES	809	767	784	784	0.0%
202 GROUP MEDICAL INSURANCE	8,535	6,721	8,964	8,964	0.0%
203 RETIREMENT PLAN	670	577	569	723	27.1%
204 WORKERS' COMPENSATION	225	195	190	190	0.0%
206 UNEMPLOYMENT CONTRIBUTION	0	0	0	0	0.0%
207 GROUP TERM LIFE	54	48	46	47	2.2%
208 LIFE INSURANCE	67	50	67	67	0.0%
209 HALO FLIGHT INSURANCE	15	15	15	15	0.0%
297 PERSONNEL BENEFITS SUBTOTAL	10,375	8,373	10,635	10,790	1.5%
300 SUPPLIES					
310 OFFICE & OTHER SUPPLIES	395	350	350	350	0.0%
353 SMALL EQUIPMENT/SOFTWARE	162	167	162	162	0.0%
397 SUPPLIES SUBTOTAL	557	517	512	512	0.0%
400 OTHER SERVICES & CHARGES					
420 POSTAGE & FREIGHT	0	0	17	17	0.0%
425 TRAVEL, MEALS & LODGING	0	0	0	0	0.0%
426 CONTINUING EDUCATION & DUES	500	0	0	0	0.0%
427 FIREARMS & OTHER QUALIFICATIONS	200	200	200	200	0.0%
456 UNIFORM EXPENSE	0	200	200	200	0.0%
492 INSURANCE & BOND PREMIUMS	234	346	250	350	40.0%
497 OTHER SERVICES & CHARGES	934	746	667	767	15.0%
500 CAPITAL OUTLAY					
577 SMALL EQUIPMENT	0	0	0	0	0.0%
580 VEHICLES	0	0	0	0	0.0%
597 CAPITAL OUTLAY SUBTOTAL	0	0	0	0	0.0%
700 MISCELLANEOUS					
740 STATE TRAINING	0	0	0	0	0.0%
797 MISCELLANEOUS SUBTOTAL	0	0	0	0	0.0%
TOTAL APPROPRIATIONS FOR FUND 012-551	\$24,029	\$19,886	\$22,064	\$22,319	1.2%

BEE COUNTY, TEXAS
Budgeted Appropriations for the 2021-2022 Fiscal Year
General Fund 012
Constable, Precinct 2

DEPARTMENT 552 CONSTABLE, PRECINCT 2	2019-2020 Actual	2020-2021 Estimated Actual	2020-2021 Original Budget	2021-2022 Adopted Budget	% Budget Change
012-552-					
100 PERSONNEL SERVICES					
101 SALARY/CONSTABLE, PRECINCT 2	\$6,670	\$6,680	\$6,680	\$6,680	0.0%
140 TRAVEL ALLOWANCE	2,850	2,850	2,850	2,850	0.0%
141 TELEPHONE ALLOWANCE	720	720	720	720	0.0%
197 PERSONNEL SERVICES SUBTOTAL	10,241	10,250	10,250	10,250	0.0%
200 PERSONNEL BENEFITS					
201 FICA TAXES	783	797	784	784	0.0%
202 GROUP MEDICAL INSURANCE	8,535	8,962	8,964	8,964	0.0%
203 RETIREMENT PLAN	565	592	569	723	27.1%
204 WORKERS' COMPENSATION	188	195	190	190	0.0%
206 UNEMPLOYMENT	0	0	0	0	0.0%
207 GROUP TERM LIFE	45	48	46	47	2.2%
208 LIFE INSURANCE	67	67	67	67	0.0%
209 HALO FLIGHT INSURANCE	15	15	15	15	0.0%
297 PERSONNEL BENEFITS SUBTOTAL	10,198	10,676	10,635	10,790	1.5%
300 SUPPLIES					
310 OFFICE & OTHER SUPPLIES	0	0	350	350	0.0%
353 SMALL EQUIPMENT/SOFTWARE	0	0	162	162	0.0%
397 SUPPLIES SUBTOTAL	0	0	512	512	0.0%
400 OTHER SERVICES & CHARGES					
425 TRAVEL, MEALS & LODGING	0	0	0	0	0.0%
426 CONTINUING EDUCATION & DUES	0	0	0	0	0.0%
427 FIREARMS & OTHER QUALIFICATIONS	0	0	200	200	0.0%
455 MAINTENANCE & REPAIR/EQUIPMENT	0	0	0	0	0.0%
456 UNIFORM EXPENSE	0	0	200	200	0.0%
492 INSURANCE & BOND PREMIUMS	117	116	120	120	0.0%
497 OTHER SERVICES & CHARGES	117	116	520	520	0.0%
500 CAPITAL OUTLAY					
570 OFFICE FURNITURE & EQUIPMENT	0	0	0	0	0.0%
577 SMALL EQUIPMENT	0	0	0	0	0.0%
580 VEHICLES	0	0	0	0	0.0%
597 CAPITAL OUTLAY SUBTOTAL	0	0	0	0	0.0%
700 MISCELLANEOUS					
740 STATE TRAINING	0	0	0	0	0.0%
797 MISCELLANEOUS SUBTOTAL	0	0	0	0	0.0%
TOTAL APPROPRIATIONS FOR FUND 012-552	\$20,555	\$21,042	\$21,917	\$22,072	0.7%

BEE COUNTY, TEXAS
Budgeted Appropriations for the 2021-2022 Fiscal Year
General Fund 012
Constable, Precinct 4

DEPARTMENT 553 CONSTABLE, PRECINCT 4	2019-2020 Actual	2020-2021 Estimated Actual	2020-2021 Original Budget	2021-2022 Adopted Budget	% Budget Change
012-553-					
100 PERSONNEL SERVICES					
101 SALARY/CONSTABLE, PRECINCT 4	\$6,670	\$6,680	\$6,680	\$6,680	0.0%
140 TRAVEL ALLOWANCE	2,850	2,850	2,850	2,850	0.0%
141 TELEPHONE ALLOWANCE	720	720	720	720	0.0%
197 PERSONNEL SERVICES SUBTOTAL	10,241	10,250	10,250	10,250	0.0%
200 PERSONNEL BENEFITS					
201 FICA TAXES	758	775	784	784	0.0%
202 GROUP MEDICAL INSURANCE	0	0	0	8,964	100.0%
203 RETIREMENT PLAN	565	563	569	723	27.1%
204 WORKERS' COMPENSATION	188	195	190	190	0.0%
206 UNEMPLOYMENT CONTRIBUTION	0	0	0	0	0.0%
207 GROUP TERM LIFE	45	48	46	47	2.2%
208 LIFE INSURANCE	67	67	67	67	0.0%
209 HALO FLIGHT INSURANCE	15	15	15	15	0.0%
297 PERSONNEL BENEFITS SUBTOTAL	1,638	1,663	1,671	10,790	545.7%
300 SUPPLIES					
310 OFFICE & OTHER SUPPLIES	131	150	350	350	0.0%
353 SMALL EQUIPMENT/SOFTWARE	162	162	162	162	0.0%
397 SUPPLIES SUBTOTAL	293	312	512	512	0.0%
400 OTHER SERVICES & CHARGES					
420 POSTAGE & FREIGHT	0	0	0	0	0.0%
421 TELEPHONE/DSL	0	0	0	0	0.0%
425 TRAVEL, MEALS & LODGING	0	702	0	0	0.0%
426 CONTINUING EDUCATION & DUES	0	125	0	0	0.0%
427 FIREARMS & OTHER QUALIFICATIONS	183	190	200	200	0.0%
455 MAINTENANCE & REPAIR/EQUIPMENT	0	0	0	0	0.0%
456 UNIFORM EXPENSE	85	150	200	200	0.0%
492 INSURANCE & BOND PREMIUMS	176	174	180	180	0.0%
497 OTHER SERVICES & CHARGES	444	1,341	580	580	0.0%
500 CAPITAL OUTLAY					
570 OFFICE FURNITURE & EQUIPMENT	0	0	0	0	0.0%
577 SMALL EQUIPMENT	0	0	0	0	0.0%
580 VEHICLES	0	0	0	0	0.0%
597 CAPITAL OUTLAY SUBTOTAL	0	0	0	0	0.0%
700 MISCELLANEOUS					
740 STATE TRAINING	0	0	0	0	0.0%
797 MISCELLANEOUS SUBTOTAL	0	0	0	0	0.0%
TOTAL APPROPRIATIONS FOR FUND 012-553	\$12,615	\$13,566	\$13,013	\$22,132	70.1%

BEE COUNTY, TEXAS
Budgeted Appropriations for the 2021-2022 Fiscal Year
General Fund 012
911 Addressing

DEPARTMENT 564 911 Addressing	2019-2020 Actual	2020-2021 Estimated Actual	2020-2021 Original Budget	2021-2022 Adopted Budget	% Budget Change
012-564-					
100 PERSONNEL SERVICES					
104 SALARY/DEPUTIES	\$24,494	\$24,528	\$24,528	\$25,373	3.4%
197 PERSONNEL SERVICES SUBTOTAL	24,494	24,528	24,528	25,373	3.4%
200 PERSONNEL BENEFITS					
201 FICA TAXES	1,435	1,532	1,876	1,941	3.5%
202 GROUP MEDICAL INSURANCE	4,267	4,482	4,482	4,482	0.0%
203 RETIREMENT PLAN	1,351	1,360	1,363	1,789	31.3%
204 WORKERS' COMPENSATION	81	83	81	83	2.5%
206 UNEMPLOYMENT CONTRIBUTION	52	40	42	41	-2.4%
207 GROUP TERM LIFE	108	115	110	116	5.5%
208 LIFE INSURANCE	33	53	34	34	0.0%
209 HALO FLIGHT INSURANCE	8	8	8	8	0.0%
297 PERSONNEL BENEFITS SUBTOTAL	7,336	7,673	7,996	8,494	6.2%
TOTAL APPROPRIATIONS FOR FUND 012-564	\$31,830	\$32,201	\$32,524	\$33,867	4.1%

BEE COUNTY, TEXAS
Budgeted Appropriations for the 2021-2022 Fiscal Year
General Fund 012
Sheriff

DEPARTMENT 565 SHERIFF	2019-2020 Actual	2020-2021 Estimated Actual	2020-2021 Original Budget	2021-2022 Adopted Budget	% Budget Change
012-565-					
100 PERSONNEL SERVICES					
101 SALARY/SHERIFF	\$51,236	\$54,920	\$54,920	\$60,000	9.2%
103 SALARY/CHIEF DEPUTY	49,655	49,726	49,726	49,726	0.0%
104 SALARY/INVESTIGATORS/DEPUTIES	639,543	685,912	698,801	698,801	0.0%
105 SALARY/DISPATCHEES	193,703	232,645	233,701	246,550	5.5%
106 SALARY/MAINTENANCE/CUSTODIAN	0	0	0	28,933	100.0%
109 SALARY/EVIDENCE CLERK	32,367	32,413	32,413	32,413	0.0%
110 PART-TIME HELP	36,263	35,570	33,696	33,696	0.0%
111 SALARY/ADMINISTRATIVE ASSISTANT	43,361	43,423	43,423	43,423	0.0%
115 HOLIDAY PAY	46,876	51,000	53,000	53,000	0.0%
160 LONGEVITY PAY	13,900	13,970	13,975	14,965	7.1%
197 PERSONNEL SERVICES SUBTOTAL	1,106,904	1,199,579	1,213,655	1,261,507	3.9%
200 PERSONNEL BENEFITS					
201 FICA TAXES	79,480	89,118	94,993	98,708	3.9%
202 GROUP MEDICAL INSURANCE	220,478	249,494	273,402	282,366	3.3%
203 RETIREMENT PLAN	60,983	67,207	67,419	88,936	31.9%
204 WORKERS' COMPENSATION	15,934	17,750	19,291	20,588	6.7%
205 CLOTHING ALLOWANCE	25,430	27,180	28,080	28,800	2.6%
206 UNEMPLOYMENT CONTRIBUTION	2,291	2,246	2,045	1,967	-3.8%
207 GROUP TERM LIFE	4,871	5,687	5,461	5,771	5.7%
208 LIFE INSURANCE	1,732	1,881	2,044	2,111	3.3%
209 HALO FLIGHT INSURANCE	457	458	458	473	3.3%
297 PERSONNEL BENEFITS SUBTOTAL	411,656	461,021	493,193	529,720	7.4%
300 SUPPLIES					
310 OFFICE & OTHER SUPPLIES	10,896	9,000	12,000	12,000	0.0%
331 GAS, OIL & LUBRICANTS	63,514	70,000	80,000	80,000	0.0%
332 RAW FOOD & K9 MAINTENANCE	542	1,000	2,500	2,500	0.0%
353 SMALL EQUIPMENT/SOFTWARE	92,168	70,000	76,000	76,000	0.0%
397 SUPPLIES SUBTOTAL	167,120	150,000	170,500	170,500	0.0%
400 OTHER SERVICES & CHARGES					
407 PURCHASED SERVICES	0	1,000	1,000	1,000	0.0%
420 POSTAGE & FREIGHT	1,350	1,200	1,600	1,600	0.0%
421 TELEPHONE/DSL	27,477	26,000	38,600	38,600	0.0%
425 TRAVEL, MEALS & LODGING	271	4,000	6,700	6,700	0.0%
426 CONTINUING EDUCATION & DUES	900	5,000	2,900	2,900	0.0%
427 FIREARMS & OTHER QUALIFICATIONS	4,336	2,000	4,800	4,800	0.0%
430 ADVERTISING & LEGAL NOTICES	0	0	200	200	0.0%
453 MAINTENANCE & REPAIR/VEHICLES	35,395	32,000	35,000	35,000	0.0%
455 MAINTENANCE & REPAIR/EQUIPMENT	6,263	11,000	5,800	26,000	348.3%
461 COPIER LEASE	4,492	4,600	4,500	4,600	2.2%
487 ESTRAY	0	0	600	600	0.0%
492 INSURANCE & BOND PREMIUMS	41,628	48,007	43,500	48,000	10.3%
497 OTHER SERVICES & CHARGES SUBTOTAL	122,111	134,807	145,200	170,000	17.1%
500 CAPITAL OUTLAY					
570 OFFICE FURNITURE & EQUIPMENT	0	0	0	0	0.0%
577 SMALL EQUIPMENT	0	0	0	60,000	100.0%
580 VEHICLES	35,615	0	0	70,000	100.0%
597 CAPITAL OUTLAY SUBTOTAL	35,615	0	0	130,000	100.0%
TOTAL APPROPRIATIONS FOR FUND 012-565	\$1,843,406	\$1,945,407	\$2,022,548	\$2,261,727	11.8%

BEE COUNTY, TEXAS
Budgeted Appropriations for the 2021-2022 Fiscal Year
General Fund 012
Correctional Facility

DEPARTMENT 566 CORRECTIONAL FACILITY	2019-2020 Actual	2020-2021 Estimated Actual	2020-2021 Original Budget	2021-2022 Adopted Budget	% Budget Change
012-566-					
100 PERSONNEL SERVICES					
102 SALARY/JAIL ADMINISTRATOR	\$46,689	\$46,756	\$46,756	\$46,756	0.0%
103 SALARY/LIEUTENANT	39,826	39,883	39,883	39,883	0.0%
105 SALARY/SERGEANT/JAILERS	944,354	955,000	1,226,888	1,228,456	0.1%
106 SALARY/MAINTENANCE SUPERVISOR	35,537	35,588	35,588	35,588	0.0%
107 SALARY/COOK	26,962	27,000	27,000	27,000	0.0%
110 PART-TIME HELP	4,826	10,500	18,096	18,096	0.0%
115 HOLIDAY PAY	70,899	55,000	80,000	80,000	0.0%
160 LONGEVITY PAY	3,190	4,560	4,880	3,410	-30.1%
197 PERSONNEL SERVICES SUBTOTAL	1,172,282	1,174,287	1,479,091	1,479,189	0.0%
200 PERSONNEL BENEFITS					
201 FICA TAXES	88,871	88,000	115,595	115,603	0.0%
202 GROUP MEDICAL INSURANCE	273,108	300,000	403,380	403,380	0.0%
203 RETIREMENT PLAN	64,700	70,000	82,164	104,283	26.9%
204 WORKERS' COMPENSATION	28,812	29,550	28,725	28,728	0.0%
205 CLOTHING ALLOWANCE	26,260	26,700	31,960	31,960	0.0%
206 UNEMPLOYMENT CONTRIBUTION	2,543	2,080	2,607	2,418	-7.2%
207 GROUP TERM LIFE	5,179	5,500	6,656	6,767	1.7%
208 LIFE INSURANCE	2,210	2,300	3,015	3,015	0.0%
209 HALO FLIGHT INSURANCE	674	660	675	675	0.0%
297 PERSONNEL BENEFITS SUBTOTAL	492,357	524,790	674,777	696,829	3.3%
300 SUPPLIES					
310 OFFICE & OTHER SUPPLIES	3,553	4,000	4,000	4,000	0.0%
331 GAS, OIL & LUBRICANTS	6,643	6,500	11,000	10,000	-9.1%
332 FOOD SUPPLIES	145,183	135,000	200,000	175,000	-12.5%
333 OTHER JAIL SUPPLIES	22,935	25,200	30,000	30,000	0.0%
334 HAND TOOLS & MISCELLANEOUS SUPPLIES	0	500	1,000	1,000	0.0%
350 CLEANING & OTHER SUPPLIES	12,359	15,500	15,000	15,000	0.0%
353 SMALL EQUIPMENT/SOFTWARE	9,473	8,000	2,900	2,900	0.0%
397 SUPPLIES SUBTOTAL	200,146	194,700	263,900	237,900	-9.9%
400 OTHER SERVICES & CHARGES					
407 PURCHASED SERVICES	0	200	1,000	1,000	0.0%
409 NON PRESCRIPTION MEDICATION	2,512	3,500	3,500	3,500	0.0%
420 POSTAGE & FREIGHT	107	850	290	250	-13.8%
425 TRAVEL, MEALS & LODGING	990	5,500	5,000	5,000	0.0%
426 CONTINUING EDUCATION & DUES	597	1,500	2,400	2,400	0.0%
427 FIREARMS & OTHER QUALIFICATIONS	11,247	6,000	7,500	7,500	0.0%
430 ADVERTISING & LEGAL NOTICES	0	0	200	200	0.0%
441 UTILITIES	157,773	136,300	160,000	155,000	-3.1%
452 MAINTENANCE & REPAIR/BUILDING	9,908	5,000	8,000	8,000	0.0%
453 MAINTENANCE & REPAIR/VEHICLES	1,449	1,000	2,900	2,500	-13.8%
454 MAINTENANCE OF GROUNDS	0	200	1,000	1,000	0.0%
455 MAINTENANCE & REPAIR /EQUIPMENT	35,091	24,000	14,600	22,900	56.8%
461 COPIER LEASE	2,527	2,500	2,800	2,550	-8.9%
482 COURT ORDERED TRANSPORTS	21,905	9,000	40,000	34,000	-15.0%
492 INSURANCE & BOND PREMIUMS	18,360	22,300	20,000	22,500	12.5%
497 OTHER SERVICES & CHARGES SUBTOTAL	262,466	217,850	269,190	268,300	-0.3%
500 CAPITAL OUTLAY					
580 VEHICLES	34,915	0	0	0	0.0%
597 CAPITAL OUTLAY SUBTOTAL	34,915	0	0	0	0.0%
TOTAL APPROPRIATIONS FOR FUND 012-566	\$2,162,166	\$2,111,627	\$2,686,958	\$2,682,218	-0.2%

BEE COUNTY, TEXAS
Budgeted Appropriations for the 2021-2022 Fiscal Year
General Fund 012
Highway Patrol

DEPARTMENT 567 HIGHWAY PATROL	2019-2020 Actual	2020-2021 Estimated Actual	2020-2021 Original Budget	2021-2022 Adopted Budget	% Budget Change
012-567-					
100 PERSONNEL SERVICES					
109 SALARY/ADMINISTRATIVE ASSISTANT	\$25,773	\$25,810	\$25,810	\$27,000	4.6%
160 LONGEVITY PAY	905	965	965	1,025	6.2%
197 PERSONNEL SERVICES SUBTOTAL	26,678	26,775	26,775	28,025	4.7%
200 PERSONNEL BENEFITS					
201 FICA TAXES	1,371	1,350	2,048	2,144	4.7%
202 GROUP MEDICAL INSURANCE	8,535	8,961	8,964	8,964	0.0%
203 RETIREMENT PLAN	1,470	1,485	1,487	1,976	32.9%
204 WORKERS' COMPENSATION	87	90	88	92	4.5%
206 UNEMPLOYMENT CONTRIBUTION	57	45	46	45	-2.2%
207 GROUP TERM LIFE	118	125	120	128	6.7%
208 LIFE INSURANCE	67	67	67	67	0.0%
209 HALO FLIGHT INSURANCE	15	15	15	15	0.0%
297 PERSONNEL BENEFITS SUBTOTAL	11,718	12,138	12,835	13,431	4.6%
300 SUPPLIES					
310 OFFICE & OTHER SUPPLIES	116	500	700	700	0.0%
353 SMALL EQUIPMENT/SOFTWARE	0	150	300	300	0.0%
397 SUPPLIES SUBTOTAL	116	650	1,000	1,000	0.0%
TOTAL APPROPRIATIONS FOR FUND 012-567	\$38,513	\$39,563	\$40,610	\$42,456	4.5%

BEE COUNTY, TEXAS
Budgeted Appropriations for the 2021-2022 Fiscal Year
General Fund 012
Highway Patrol License & Weight

DEPARTMENT 568 HIGHWAY PATROL LICENSE & WEIGHT	2019-2020 Actual	2020-2021 Estimated Actual	2020-2021 Original Budget	2021-2022 Adopted Budget	% Budget Change
012-568-					
300 SUPPLIES					
310 OFFICE & OTHER SUPPLIES	\$483	\$300	\$300	\$300	0.0%
353 SMALL EQUIPMENT/SOFTWARE	0	0	0	0	0.0%
397 SUPPLIES SUBTOTAL	483	300	300	300	0.0%
400 OTHER SERVICES & CHARGES					
421 TELEPHONE/DSL	0	0	0	0	0.0%
441 UTILITIES	7,795	8,183	9,000	8,200	-8.9%
452 MAINTENANCE & REPAIR/BUILDING	0	0	0	0	0.0%
455 MAINTENANCE & REPAIR/EQUIPMENT	400	400	2,000	2,000	0.0%
492 INSURANCE & BOND PREMIUMS	0	0	0	0	0.0%
497 OTHER SERVICES & CHARGES SUBTOTAL	8,195	8,583	11,000	10,200	-7.3%
500 CAPITAL OUTLAY					
532 BUILDING	0	0	0	0	0.0%
570 OFFICE FURNITURE & EQUIPMENT	0	0	0	0	0.0%
597 CAPITAL OUTLAY SUBTOTAL	0	0	0	0	0.0%
TOTAL APPROPRIATIONS FOR FUND 012-568	\$8,678	\$8,883	\$11,300	\$10,500	-7.1%

BEE COUNTY, TEXAS
Budgeted Appropriations for the 2021-2022 Fiscal Year
General Fund 012
Juvenile Board

DEPARTMENT 570 JUVENILE BOARD	2019-2020 Actual	2020-2021 Estimated Actual	2020-2021 Original Budget	2021-2022 Adopted Budget	% Budget Change
012-570-					
100 PERSONNEL SERVICES					
101 SALARY/JUVENILE BOARD	\$19,750	\$19,750	\$19,750	\$19,750	0.0%
197 PERSONNEL SERVICES SUBTOTAL	19,750	19,750	19,750	19,750	0.0%
200 PERSONNEL BENEFITS					
201 FICA TAXES	1,491	1,600	1,511	1,511	0.0%
203 RETIREMENT PLAN	1,088	1,178	1,097	1,392	26.9%
204 WORKERS' COMPENSATION	0	0	0	0	0.0%
207 GROUP TERM LIFE	87	95	89	90	1.1%
297 PERSONNEL BENEFITS SUBTOTAL	2,666	2,873	2,697	2,993	11.0%
400 OTHER SERVICES & CHARGES					
400 COURT APPOINTED ATTORNEYS	0	0	0	0	0.0%
417 JUVENILE DETENTION*	27,387	12,000	40,000	40,000	0.0%
441 UTILITIES	0	0	0	0	0.0%
497 OTHER SERVICES & CHARGES SUBTOTAL	27,387	12,000	40,000	40,000	0.0%
TOTAL APPROPRIATIONS FOR FUND 012-570	\$49,802	\$34,623	\$62,447	\$62,743	0.5%

*Unfunded Mandate

BEE COUNTY, TEXAS
Budgeted Appropriations for the 2021-2022 Fiscal Year
General Fund 012
Probation

DEPARTMENT 571 PROBATION*	2019-2020 Actual	2020-2021 Estimated Actual	2020-2021 Original Budget	2021-2022 Adopted Budget	% Budget Change
.....					
012-571-					
400 OTHER SERVICES & CHARGES					
477 ADULT ADMINSTRATION CONTRACT	\$12,768	\$14,768	\$14,768	\$24,536	66.1%
478 JUVENILE ADMINISTRATION CONTRACT	240,902	240,902	240,902	235,511	-2.2%
497 OTHER SERVICES & CHARGES SUBTOTAL	253,670	255,670	255,670	260,047	1.7%
TOTAL APPROPRIATIONS FOR FUND 012-571	\$253,670	\$255,670	\$255,670	\$260,047	1.7%

*Unfunded Mandate

BEE COUNTY, TEXAS
Budgeted Appropriations for the 2021-2022 Fiscal Year
General Fund 012
Capital Lease

DEPARTMENT 600 CAPITAL LEASE	2019-2020 Actual	2020-2021 Estimated Actual	2020-2021 Original Budget	2021-2022 Adopted Budget	% Budget Change
.....					
012-600					
600 CAPITAL LEASE					
620 CAPITAL LEASE PRINCIPAL	\$48,661	\$48,694	\$0	\$0	0.0%
660 CAPITAL LEASE INTEREST	1,574	1,541	0	0	0.0%
697 CAPITAL LEASE SUBTOTAL	50,235	50,235	0	0	0.0%
TOTAL APPROPRIATIONS FOR FUND 012-600	\$50,235	\$50,235	\$0	\$0	0.0%

BEE COUNTY, TEXAS
Budgeted Appropriations for the 2021-2022 Fiscal Year
General Fund 012
Community Affairs

DEPARTMENT 631 COMMUNITY AFFAIRS	2019-2020 Actual	2020-2021 Estimated Actual	2020-2021 Original Budget	2021-2022 Adopted Budget	% Budget Change
012-631-					
100 PERSONNEL SERVICES					
102 SALARY/DIRECTOR	\$41,471	\$41,530	\$41,530	\$41,530	0.0%
104 SALARY/HEALTH INSPECTOR	20,657	34,440	34,440	0	-100.0%
105 SALARY/ENFORCEMENT OFFICER	34,391	34,440	34,440	23,800	-30.9%
109 SALARY/ADMINISTRATIVE ASSISTANT	0	0	0	27,000	100.0%
160 LONGEVITY PAY	660	780	780	515	-34.0%
197 PERSONNEL SERVICES SUBTOTAL	97,179	111,190	111,190	92,845	-16.5%
200 PERSONNEL BENEFITS					
201 FICA TAXES	6,891	8,242	8,671	7,213	-16.8%
202 GROUP MEDICAL INSURANCE	20,625	26,884	26,892	22,410	-16.7%
203 RETIREMENT PLAN	5,375	6,158	6,177	6,546	6.0%
204 WORKERS' COMPENSATION	1,432	434	371	283	-23.7%
205 CLOTHING ALLOWANCE	1,440	2,160	2,160	1,440	-33.3%
206 UNEMPLOYMENT CONTRIBUTION	207	183	196	151	-23.0%
207 GROUP TERM LIFE	426	518	500	425	-15.0%
208 LIFE INSURANCE	162	201	201	168	-16.4%
209 HALO FLIGHT INSURANCE	30	45	45	38	-15.6%
297 PERSONNEL BENEFITS SUBTOTAL	36,588	44,825	45,213	38,674	-14.5%
300 SUPPLIES					
310 OFFICE & OTHER SUPPLIES	4,087	1,000	2,500	1,700	-32.0%
331 GASOLINE, OIL & LUBRICANTS	1,109	1,200	2,500	2,000	-20.0%
397 SUPPLIES SUBTOTAL	5,197	2,200	5,000	3,700	-26.0%
400 OTHER SERVICES & CHARGES					
410 TESTING & SERVICES	710	200	800	800	0.0%
420 POSTAGE & FREIGHT	30	75	150	150	0.0%
421 TELEPHONE/DSL	1,254	1,480	1,300	1,600	23.1%
425 TRAVEL, MEALS & LODGING	0	1,000	2,000	2,000	0.0%
426 CONTINUING EDUCATION & DUES	1,159	800	2,000	1,500	-25.0%
430 ADVERTISING & LEGAL NOTICES	0	0	0	0	0.0%
451 CONTRACT LABOR/VECTOR CONTROL	0	0	0	0	0.0%
453 MAINTENANCE & REPAIR/VEHICLES	1,988	2,700	1,500	1,500	0.0%
455 MAINTENANCE & REPAIR/EQUIPMENT	0	0	0	0	0.0%
461 COPIER LEASE	2,710	920	1,120	1,000	-10.7%
492 INSURANCE & BOND PREMIUMS	437	536	450	550	22.2%
497 OTHER SERVICES & CHARGES SUBTOTAL	8,288	7,711	9,320	9,100	-2.4%
TOTAL APPROPRIATIONS FOR FUND 012-631	\$147,251	\$165,926	\$170,723	\$144,319	-15.5%

BEE COUNTY, TEXAS
Budgeted Appropriations for the 2021-2022 Fiscal Year
General Fund 012
Waste Management

DEPARTMENT 632 WASTE MANAGEMENT	2019-2020 Actual	2020-2021 Estimated Actual	2020-2021 Original Budget	2021-2022 Adopted Budget	% Budget Change
012-632-					
100 PERSONNEL SERVICES					
108 SALARY/OPERATORS	\$40,201	\$49,920	\$49,920	\$49,920	0.0%
160 LONGEVITY PAY	245	290	360	425	18.1%
197 PERSONNEL SERVICES SUBTOTAL	40,446	50,210	50,280	50,345	0.1%
200 PERSONNEL BENEFITS					
201 FICA TAXES	3,079	3,792	3,846	3,851	0.1%
202 GROUP MEDICAL INSURANCE	14,936	17,923	17,928	17,928	0.0%
203 RETIREMENT PLAN	2,234	2,781	2,793	3,549	27.1%
204 WORKERS' COMPENSATION	3,326	3,465	3,198	3,202	0.1%
206 UNEMPLOYMENT CONTRIBUTION	86	81	87	81	-6.9%
207 GROUP TERM LIFE	179	226	226	230	1.8%
208 LIFE INSURANCE	117	134	134	134	0.0%
209 HALO FLIGHT INSURANCE	30	30	30	30	0.0%
297 PERSONNEL BENEFITS SUBTOTAL	23,987	28,432	28,242	29,005	2.7%
300 SUPPLIES					
310 OFFICE & OTHER SUPPLIES	1,206	1,500	1,500	1,500	0.0%
330 BATTERIES, TIRES & TUBES	400	0	0	0	0.0%
334 HANDTOOLS & MISCELLANEOUS SUPPLIES	236	200	260	260	0.0%
397 SUPPLIES SUBTOTAL	1,842	1,700	1,760	1,760	0.0%
400 OTHER SERVICES & CHARGES					
425 TRAVEL, MEALS & LODGING	722	740	720	1,000	38.9%
441 UTILITIES	1,010	1,000	1,200	1,200	0.0%
442 TIRE DISPOSAL	18,586	15,000	20,000	20,000	0.0%
443 OIL & FILTER DISPOSAL	0	0	0	0	0.0%
445 RECYCLING	0	100	100	100	0.0%
451 CONTRACT LABOR	40,825	30,000	48,800	48,800	0.0%
452 MAINTENANCE & REPAIR/BUILDING	0	0	0	0	0.0%
455 MAINTENANCE & REPAIR/EQUIPMENT	79	20,000	0	0	0.0%
460 LAND LEASE COSTS	3,600	3,600	3,600	2,400	-33.3%
479 HAULING/LANDFILL FEES	242,416	180,000	220,000	180,000	-18.2%
489 CLOTHING EXPENSE (CLEANING)	471	700	700	700	0.0%
493 SIGNS, FENCING, & MAPPING	0	600	700	700	0.0%
497 OTHER SERVICES & CHARGES SUBTOTAL	307,709	251,740	295,820	254,900	-13.8%
500 CAPITAL OUTLAY					
531 BUILDING IMPROVEMENTS	0	13,716	0	0	0.0%
532 BUILDINGS	0	0	0	0	0.0%
570 OFFICE FURNITURE & EQUIPMENT	0	0	0	0	0.0%
590 LEASED PURCHASE	0	0	0	0	0.0%
591 LEASED PURCHASE IMPROVEMENTS	0	0	0	0	0.0%
597 CAPITAL OUTLAY SUBTOTAL	0	13,716	0	0	0.0%
TOTAL APPROPRIATIONS FOR FUND 012-632	\$373,983	\$345,798	\$376,102	\$336,010	-10.7%

BEE COUNTY, TEXAS
Budgeted Appropriations for the 2021-2022 Fiscal Year
General Fund 012
Public Assistance

DEPARTMENT 640 PUBLIC ASSISTANCE	2019-2020 Actual	2020-2021 Estimated Actual	2020-2021 Original Budget	2021-2022 Adopted Budget	% Budget Change
012-640-					
300 SUPPLIES					
342 CHEMICALS/VECTOR CONTROL	\$0	\$11,580	\$12,000	\$12,000	0.0%
350 CLEANING & OTHER SUPPLIES/PETTUS CC	0	0	0	0	0.0%
397 SUPPLIES SUBTOTAL	0	11,580	12,000	12,000	0.0%
400 OTHER SERVICES & CHARGES					
402 AUTOPSY FEES	161,056	117,000	100,000	100,000	0.0%
415 BURIAL/PAUPER	1,000	3,000	5,000	4,000	-20.0%
441 UTILITIES	651	610	800	700	-12.5%
480 CROW PARK - SKIDMORE	0	0	0	0	0.0%
481 COMMUNITY PROJECTS (PRECINCT STREETLIGHTS)	16,735	15,300	13,000	15,000	15.4%
482 ELDERLY NUTRITION PROGRAM	30,843	30,843	30,843	30,843	0.0%
483 AIR AMBULANCE/HALO FLIGHT	10,000	10,000	10,000	20,000	100.0%
484 OATH PROGRAM	20,000	20,000	20,000	20,000	0.0%
485 CASA COURT SERVICES	15,000	15,000	15,000	15,000	0.0%
497 OTHER SERVICES & CHARGES SUBTOTAL	255,284	211,753	194,643	205,543	5.6%
500 CAPITAL OUTLAY					
529 LAND	0	0	0	0	0.0%
532 BUILDING	0	0	0	0	0.0%
570 OFFICE FURNITURE & EQUIPMENT	0	0	0	0	0.0%
597 CAPITAL OUTLAY SUBTOTAL	0	0	0	0	0.0%
TOTAL APPROPRIATIONS FOR FUND 012-640	\$255,284	\$223,333	\$206,643	\$217,543	5.3%

BEE COUNTY, TEXAS
Budgeted Appropriations for the 2021-2022 Fiscal Year
General Fund 012
County Library

DEPARTMENT 650 COUNTY LIBRARY	2019-2020 Actual	2020-2021 Estimated Actual	2020-2021 Original Budget	2021-2022 Adopted Budget	% Budget Change
.....					
012-650-					
400 OTHER SERVICES & CHARGES					
493 BEE COUNTY LIBRARY	\$85,000	\$85,000	\$85,000	\$85,000	0.0%
497 OTHER SERVICES & CHARGES SUBTOTAL	85,000	85,000	85,000	85,000	0.0%
TOTAL APPROPRIATIONS FOR FUND 012-650	\$85,000	\$85,000	\$85,000	\$85,000	0.0%

BEE COUNTY, TEXAS
Budgeted Appropriations for the 2021-2022 Fiscal Year
General Fund 012
Agrilife - Bee County

DEPARTMENT 665 AGRILIFE - BEE COUNTY	2019-2020 Actual	2020-2021 Estimated Actual	2020-2021 Original Budget	2021-2022 Adopted Budget	% Budget Change
012-665-					
100 PERSONNEL SERVICES					
102 SALARY/EXTENSION AGENT	\$16,966	\$16,990	\$16,990	\$16,990	0.0%
103 SALARY/FCS EXTENSTION AGENT	6,259	0	14,297	14,297	0.0%
109 SALARY/ADMINISTRATIVE ASSISTANT	29,957	30,000	30,000	30,500	1.7%
141 TELEPHONE ALLOWANCE	960	720	1,440	1,440	0.0%
160 LONGEVITY PAY	645	685	685	805	17.5%
197 PERSONNEL SERVICES SUBTOTAL	54,787	48,395	63,412	64,032	1.0%
200 PERSONNEL BENEFITS					
201 FICA TAXES	4,171	3,690	4,851	4,898	1.0%
202 GROUP MEDICAL INSURANCE	8,535	8,961	8,964	8,964	0.0%
203 RETIREMENT PLAN	1,682	1,695	1,698	2,198	29.4%
204 WORKERS' COMPENSATION	99	103	101	102	1.0%
206 UNEMPLOYMENT CONTRIBUTION	118	79	109	102	-6.4%
207 GROUP TERM LIFE	135	143	138	143	3.6%
208 LIFE INSURANCE	67	67	67	67	0.0%
209 HALO FLIGHT INSURANCE	15	15	15	15	0.0%
297 PERSONNEL BENEFITS SUBTOTAL	14,822	14,753	15,943	16,489	3.4%
300 SUPPLIES					
310 OFFICE & OTHER SUPPLIES	1,713	1,500	1,735	1,735	0.0%
331 GAS, OIL & LUBRICANTS	664	700	2,000	1,800	-10.0%
353 SMALL EQUIPMENT/SOFTWARE	0	0	0	0	0.0%
390 DEMONSTRATION SUPPLIES	36	0	300	300	0.0%
397 SUPPLIES SUBTOTAL	2,413	2,200	4,035	3,835	-5.0%
400 OTHER SERVICES & CHARGES					
420 POSTAGE & FREIGHT	75	0	0	0	0.0%
421 TELEPHONE/DSL	0	0	0	0	0.0%
425 TRAVEL, MEALS & LODGING	2,258	3,000	3,500	3,500	0.0%
426 CONTINUING EDUCATION & DUES	685	700	875	875	0.0%
430 ADVERTISING & LEGAL NOTICES	0	0	0	0	0.0%
453 MAINTENANCE & REPAIR/VEHICLES	866	700	965	965	0.0%
455 MAINTENANCE & REPAIR/EQUIPMENT	0	0	0	0	0.0%
460 RENTAL OF SPACE	0	0	0	0	0.0%
461 COPIER LEASE	0	1,380	1,120	1,400	25.0%
492 INSURANCE & BOND PREMIUMS	286	243	300	300	0.0%
497 OTHER SERVICES & CHARGES SUBTOTAL	4,170	6,023	6,760	7,040	4.1%
500 CAPITAL OUTLAY					
570 OFFICE FURNITURE & EQUIPMENT	0	0	0	0	0.0%
580 VEHICLES	0	0	0	0	0.0%
597 CAPITAL OUTLAY SUBTOTAL	0	0	0	0	0.0%
TOTAL APPROPRIATIONS FOR FUND 012-665	\$76,192	\$71,371	\$90,150	\$91,396	1.4%

BEE COUNTY, TEXAS
Budgeted Appropriations for the 2021-2022 Fiscal Year
General Fund 012
Expo Center

DEPARTMENT 673 BEE COUNTY EXPO CENTER	2019-2020 Actual	2020-2021 Estimated Actual	2020-2021 Original Budget	2021-2022 Adopted Budget	% Budget Change
012-673-					
100 PERSONNEL SERVICES					
108 SALARY/MAINTENANCE WORKERS	\$82,377	\$83,315	\$86,799	\$86,799	0.0%
160 LONGEVITY PAY	160	220	220	280	27.3%
197 PERSONNEL SERVICES SUBTOTAL	82,537	83,535	87,019	87,079	0.1%
200 PERSONNEL BENEFITS					
201 FICA TAXES	5,897	5,130	6,657	6,662	0.1%
202 GROUP MEDICAL INSURANCE	21,337	24,643	26,892	26,892	0.0%
203 RETIREMENT PLAN	4,559	4,285	4,834	6,139	27.0%
204 WORKERS' COMPENSATION	3,265	3,396	3,302	3,304	0.1%
206 UNEMPLOYMENT CONTRIBUTION	173	139	150	139	-7.3%
207 GROUP TERM LIFE	361	360	392	398	1.5%
208 LIFE INSURANCE	167	184	201	201	0.0%
209 HALO FLIGHT INSURANCE	45	45	45	45	0.0%
297 PERSONNEL BENEFITS SUBTOTAL	35,804	38,182	42,473	43,780	3.1%
300 SUPPLIES					
310 OFFICE & OTHER SUPPLIES	351	300	500	500	0.0%
331 GAS, OIL & LUBRICANTS	1,752	2,700	3,500	3,500	0.0%
334 HAND TOOLS & MISCELLANEOUS SUPPLIES	709	750	750	750	0.0%
350 CLEANING SUPPLIES	2,085	4,000	5,000	5,000	0.0%
353 SMALL EQUIPMENT/SOFTWARE	1,937	1,500	1,500	1,500	0.0%
397 SUPPLIES SUBTOTAL	6,834	9,250	11,250	11,250	0.0%
400 OTHER SERVICES & CHARGES					
420 POSTAGE & FREIGHT	1,737	0	50	50	0.0%
421 TELEPHONE/DSL	0	6,900	8,200	7,000	-14.6%
425 TRAVEL, MEALS & LODGING	981	0	0	0	0.0%
426 CONTINUING EDUCATION & DUES	380	0	0	0	0.0%
430 ADVERTISING & LEGAL NOTICES	0	0	2,500	2,500	0.0%
441 UTILITIES	62,056	65,500	67,000	67,000	0.0%
451 CONTRACT LABOR	21,500	21,500	21,500	21,500	0.0%
452 MAINTENANCE & REPAIR/BUILDINGS	13,122	13,000	15,000	15,000	0.0%
453 MAINTENANCE & REPAIR/VEHICLES	1,997	1,000	2,500	2,500	0.0%
454 MAINTENANCE OF GROUNDS	660	1,000	1,000	1,000	0.0%
455 MAINTENANCE & REPAIR/EQUIPMENT	5,147	3,500	5,000	5,000	0.0%
479 CONTRACT SERVICES	3,156	3,000	4,000	3,500	-12.5%
492 INSURANCE & BOND PREMIUMS	433	232	450	450	0.0%
493 SIGNS, FENCING, & MAPPING	0	250	500	500	0.0%
494 MAINTENANCE FORFEITED DEPOSITS	0	0	0	0	0.0%
495 EVENT PROJECT	2,773	0	0	0	0.0%
497 OTHER SERVICES & CHARGES SUBTOTAL	113,943	115,882	127,700	126,000	-1.3%
500 CAPITAL OUTLAY					
531 BUILDING IMPROVEMENTS	7,602	0	0	0	0.0%
570 OFFICE FURNITURE & EQUIPMENT	0	0	0	0	0.0%
577 SMALL EQUIPMENT	0	0	0	0	0.0%
597 CAPITAL OUTLAY SUBTOTAL	7,602	0	0	0	0.0%
TOTAL APPROPRIATIONS FOR FUND 012-673	\$246,721	\$246,849	\$268,442	\$268,109	-0.1%

BEE COUNTY, TEXAS
Budgeted Appropriations for the 2021-2022 Fiscal Year
General Fund 012
Transfers Out

DEPARTMENT 700	2019-2020	2020-2021	2020-2021	2021-2022	% Budget
TRANSFERS OUT	Actual	Estimated	Original	Adopted	Change
TRANSFERS OUT	Actual	Actual	Budget	Budget	Change
12-700-					
900 TRANSFERS OUT					
915 TO ELECTIONS EQUIPMENT FUND 015	62,141	77,121	77,121	77,121	0.0%
917 TO COURTHOUSE SECURITY FUND 017	76,060	152,135	85,000	96,000	12.9%
920 TO ROAD & BRIDGE FUND 020	36,328	157,475	152,493	1,153,687	656.6%
922 TO FUEL FARM FUND 022	0	10,327	0	0	0.0%
927 TO DISTRICT ATTORNEY FUND 027	300,231	285,109	285,109	286,259	0.4%
931 TO ALL MITIGATION GRANT FUND 031	17,196	0	0	0	0.0%
932 TO STONEGARDEN FUND 032	549	534	0	0	0.0%
933 TO FLEXIBLE SPENDING ACCOUNT FUND 033	3,000	3,000	3,000	4,020	34.0%
970 TO COUNTY HOTEL OCC TAX FUND 070	55,218	0	0	0	0.0%
971 TO NEW JAIL CONSTRUCTION FUND 071	619,198	587,740	600,000	210,000	-65.0%
977 TO CORONAVIRUS RELIEF FUND 077	0	0	200,000	0	-100.0%
983 TO HEALTHCARE FUND II 083	270,000	173,382	289,941	289,442	-0.2%
995 TO GROUP HEALTH PLAN FUND 095	80,000	135,000	95,000	95,000	0.0%
997 TOTAL TRANSFERS OUT	1,519,921	1,581,823	1,787,664	2,211,529	23.7%
TOTAL APPROPRIATIONS FOR GENERAL FUND 012	\$13,582,762	\$14,129,414	\$14,865,268	\$15,711,103	5.69%

BEE COUNTY, TEXAS
Budgeted Revenues for the 2021-2022 Fiscal Year
District Clerk Records & Preservation
Fund 013

ACCOUNT..... 013-	2019-2020 Actual	2020-2021 Estimated Actual	2020-2021 Original Budget	2021-2022 Adopted Budget	% Budget Change
CHARGES FOR SERVICES					
340-400 DISTRICT CL REC MGMT & PRESERV FUND	\$3,691	\$3,800	\$4,500	\$4,500	0.0%
340-401 ARCHIVING FEE	0	0	0	0	0.0%
340-402 DISTRICT CRT TECH FUND	10,602	10,500	12,000	12,000	0.0%
340-000 TOTAL CHARGES FOR SERVICES	14,293	14,300	16,500	16,500	0.0%
MISCELLANEOUS REVENUE					
361-100 INTEREST REVENUE	150	160	120	120	0.0%
360-000 TOTAL MISCELLANEOUS REVENUES	150	160	120	120	0.0%
TOTAL REVENUES FOR FUND 013	\$14,443	\$14,460	\$16,620	\$16,620	0.0%

BEE COUNTY, TEXAS
Budgeted Appropriations for the 2021-2022 Fiscal Year
District Clerk Records & Preservation
Fund 013

ACCOUNT..... 013-450-	2019-2020 Actual	2020-2021 Estimated Actual	2020-2021 Original Budget	2021-2022 Adopted Budget	% Budget Change
100 PERSONNEL SERVICES					
104 SALARY/DEPUTIES	\$0	\$0	\$0	\$0	0.0%
110 PART-TIME HELP	0	0	0	0	0.0%
197 PERSONNEL SERVICES SUBTOTAL	0	0	0	0	0.0%
200 PERSONNEL BENEFITS					
201 FICA TAXES	0	0	0	0	0.0%
202 GROUP MEDICAL INSURANCE	0	0	0	0	0.0%
203 RETIREMENT PLAN	0	0	0	0	0.0%
204 WORKERS' COMPENSATION	0	0	0	0	0.0%
206 UNEMPLOYMENT CONTRIBUTION	0	0	0	0	0.0%
207 GROUP TERM LIFE	0	0	0	0	0.0%
208 LIFE INSURANCE	0	0	0	0	0.0%
297 PERSONNEL BENEFITS SUBTOTAL	0	0	0	0	0.0%
300 SUPPLIES					
310 OFFICE & OTHER SUPPLIES	995	4,500	4,620	4,620	0.0%
353 SMALL EQUIPMENT/SOFTWARE	0	0	0	0	0.0%
397 SUPPLIES SUBTOTAL	995	4,500	4,620	4,620	0.0%
400 OTHER SERVICES & CHARGES					
407 DATA PROCESSING	0	0	0	0	0.0%
426 CONTINUING EDUCATION & DUES	0	0	0	0	0.0%
455 MAINTENANCE & REPAIR OF EQUIPMENT	0	0	0	0	0.0%
754 ARCHIVING	0	0	0	0	0.0%
497 OTHER SERVICES & CHARGES SUBTOTAL	0	0	0	0	0.0%
500 CAPITAL OUTLAY					
570 OFFICE FURNITURE & EQUIPMENT	0	0	0	0	0.0%
597 CAPITAL OUTLAY SUBTOTAL	0	0	0	0	0.0%
900 TRANSFERS OUT					
912 TO GENERAL FUND 012*	18,700	12,000	12,000	12,000	0.0%
997 TRANSFERS OUT SUBTOTAL	18,700	12,000	12,000	12,000	0.0%
TOTAL APPROPRIATIONS FOR FUND 013	\$19,695	\$16,500	\$16,620	\$16,620	0.0%

* Transfer amount of \$12,000 is for NetData software.

BEE COUNTY, TEXAS
Budgeted Revenues for the 2021-2022 Fiscal Year
County Clerk Records Management
Fund 014

ACCOUNT.....	2019-2020	2020-2021	2020-2021	2021-2022	% Budget
014-	Actual	Estimated	Original	Adopted	Change
		Actual	Budget	Budget	
CHARGES FOR SERVICES					
340-400 COUNTY CLERK RECORDS MGMT FEES	\$34,803	\$40,800	\$35,000	\$37,000	5.7%
340-401 ARCHIVING FEE	34,330	40,000	34,000	35,000	2.9%
340-402 VITAL ARCHIVING FEE	2,411	2,700	2,800	2,700	-3.6%
340-403 ELECTRONIC RECORDS DISTRIBUTION	0	0	0	0	0.0%
340-404 CO CLRK TECH FUND	0	0	0	0	0.0%
340-000 TOTAL CHARGES FOR SERVICES	71,544	83,500	71,800	74,700	4.0%
MISCELLANEOUS REVENUE					
361-100 INTEREST REVENUE	3,351	2,000	2,500	1,000	-60.0%
381-200 OTHER SOURCE REVENUE	0	366,113	366,113	0	-100.0%
360-000 TOTAL MISCELLANEOUS REVENUES	3,351	368,113	368,613	1,000	-99.7%
TOTAL REVENUES FOR FUND 014	\$74,894	\$451,613	\$440,413	\$75,700	-82.8%

BEE COUNTY, TEXAS
Budgeted Appropriations for the 2021-2022 Fiscal Year
County Clerk Records Management
Fund 014

ACCOUNT..... 014-403-	2019-2020 Actual	2020-2021 Estimated Actual	2020-2021 Original Budget	2021-2022 Adopted Budget	% Budget Change
100 PERSONNEL SERVICES					
104 SALARY/DEPUTIES	\$0	\$0	\$0	\$0	0.0%
110 PART-TIME HELP	9,400	13,770	15,080	16,588	10.0%
197 PERSONNEL SERVICES SUBTOTAL	9,400	13,770	15,080	16,588	10.0%
200 PERSONNEL BENEFITS					
201 FICA TAXES	719	1,150	1,154	1,269	10.0%
202 GROUP MEDICAL INSURANCE	0	0	0	0	0.0%
203 RETIREMENT PLAN	516	850	838	1,169	39.5%
204 WORKERS' COMPENSATION	68	62	50	54	8.0%
206 UNEMPLOYMENT CONTRIBUTION	20	23	26	27	3.8%
207 GROUP TERM LIFE	41	80	68	76	11.8%
208 LIFE INSURANCE	0	0	0	0	0.0%
297 PERSONNEL BENEFITS SUBTOTAL	1,364	2,165	2,136	2,595	21.5%
300 SUPPLIES					
310 OFFICE & OTHER SUPPLIES	972	0	500	500	0.0%
397 SUPPLIES SUBTOTAL	972	0	500	500	0.0%
400 OTHER SERVICES & CHARGES					
401 PROFESSIONAL SERVICES	0	0	0	0	0.0%
407 DATA PROCESSING	38,249	38,800	43,215	43,215	0.0%
429 ELECTRONIC RCRDS DSTRBTN COSTS	0	0	0	0	0.0%
497 OTHER SERVICES & CHARGES SUBTOTAL	38,249	38,800	43,215	43,215	0.0%
500 CAPITAL OUTLAY					
560 NETWORKING	71,585	488,151	488,151	122,038	-75.0%
570 OFFICE FURNITURE & EQUIPMENT	0	0	0	0	0.0%
597 CAPITAL OUTLAY SUBTOTAL	71,585	488,151	488,151	122,038	-75.0%
600 CAPITAL LEASE					
620 CAPITAL LEASE PRINCIPAL	0	0	0	0	0.0%
660 CAPITAL LEASE INTEREST	0	0	0	0	0.0%
697 CAPITAL LEASE SUBTOTAL	0	0	0	0	0.0%
900 TRANSFERS OUT					
912 TO GENERAL FUND 012	22,110	12,000	12,000	12,000	0.0%
997 TRANSFERS OUT SUBTOTAL	22,110	12,000	12,000	12,000	0.0%
TOTAL APPROPRIATIONS FOR FUND 014	\$143,680	\$554,886	\$561,082	\$196,936	-64.9%

*Utilize fund balance for new software upgrade & maintenance cost, transfer out to be utilized to pay for Net Data.

This page intentionally left blank

BEE COUNTY, TEXAS
Budgeted Revenues for the 2021-2022 Fiscal Year
Elections Equipment
Fund 015

ACCOUNT.....	2019-2020	2020-2021	2020-2021	2021-2022	% Budget
015-	Actual	Estimated	Original	Adopted	Change
		Actual	Budget	Budget	
INTERGOVERNMENTAL REVENUE					
330-100 VOTING EQUIPMENT REVENUE	\$11,954	\$28,650	\$0	\$0	0.0%
330-200 2020 CARES MATCH**	4,929	0	0	0	0.0%
330-206 HAVA SECURITY GRANT**	40,000	0	0	0	0.0%
330-207 2020 CARES RELIEF FUND**	24,647	0	0	0	0.0%
330-208 TECH & CIVIC GRANT	0	62,178	0	0	0.0%
330-000 TOTAL INTERGOVERNMENTAL REVENUES	81,531	90,828	0	0	0.0%
MISCELLANEOUS REVENUE					
361-100 INTEREST INCOME	266	370	300	250	-16.7%
381-100 REFUNDS & SUNDRIES	0	0	0	0	0.0%
381-200 OTHER SOURCE REVENUE	0	0	0	0	0.0%
360-000 TOTAL MISCELLANEOUS REVENUES	266	370	300	250	-16.7%
390-112 FROM GENERAL FUND 012	62,141	77,121	77,121	77,121	0.0%
390-000 TOTAL TRANSFERS IN	62,141	77,121	77,121	77,121	0.0%
TOTAL REVENUES FOR FUND 015	\$143,938	\$168,319	\$77,421	\$77,371	-0.1%

*Fund 015-403 will not be budgeted but amended during the year with every paid elections contract.

*Interest accrued belongs to grant's.

** Federal Grant

BEE COUNTY, TEXAS
Budgeted Appropriations for the 2021-2022 Fiscal Year
Elections Equipment
Fund 015

ACCOUNT..... 015-403 & 015-490	2019-2020 Actual	2020-2021 Estimated Actual	2020-2021 Original Budget	2021-2022 Adopted Budget	% Budget Change
<u>ELECTIONS EQUIPMENT 015-403-</u>					
100 PUBLIC PERSONNEL SERVICES					
179 ELECTION JUDGES/CLERKS	\$2,553	\$0	\$0	\$0	0.0%
197 PUBLIC PERSONNEL SERVICES SUBTOTAL	2,553	0	0	0	0.0%
300 SUPPLIES					
310 OFFICE & OTHER SUPPLIES	50	0	0	0	0.0%
353 SMALL EQUIPMENT/SOFTWARE	0	0	0	0	0.0%
397 SUPPLIES SUBTOTAL	50	0	0	0	0.0%
400 OTHER SERVICES & CHARGES					
407 DATA PROCESSING SERVICES	11,907	20,000	0	0	0.0%
420 POSTAGE & FREIGHT	85	100	0	0	0.0%
425 TRAVEL, MEALS & LODGING	0	0	0	0	0.0%
430 ADVERTISING & LEGAL NOTICES	0	0	0	0	0.0%
455 MAINTENANCE & REPAIR OF EQUIPMENT	4,200	0	0	0	0.0%
497 OTHER SERVICES & CHARGES SUBTOTAL	16,192	20,100	0	0	0.0%
500 CAPITAL OUTLAY					
570 OFFICE FURNITURE & EQUIPMENT	0	0	0	0	0.0%
597 CAPITAL OUTLAY SUBTOTAL	0	0	0	0	0.0%
600 CAPITAL LEASE					
620 CAPITAL LEASE PRINCIPAL	60,011	65,310	65,310	68,086	4.3%
660 CAPITAL LEASE INTEREST	17,130	11,831	11,831	9,055	-23.5%
697 CAPITAL LEASE SUBTOTAL	77,141	77,141	77,141	77,141	0.0%
900 TRANSFERS OUT					
935 TO ELECTION SERVICES FUND 035	12,017	0	0	0	0.0%
997 TRANSFERS OUT SUBTOTAL	12,017	0	0	0	0.0%
TOTAL APPROPRIATIONS FOR FUND 015-403	\$107,952	\$97,241	\$77,141	\$77,141	0.0%
<u>HAVA SECURITY GRANT 015-490-</u>					
300 SUPPLIES					
310 OFFICE & OTHER SUPPLIES	\$3,979	\$153	\$0	\$0	0.0%
353 SMALL EQUIPMENT/SOFTWARE	3,750	1,488	3,000	0	-100.0%
397 SUPPLIES SUBTOTAL	7,729	1,641	3,000	0	-100.0%
400 OTHER SERVICES & CHARGES					
407 DATA PROCESSING	29,077	0	0	0	0.0%
420 POSTAGE & FREIGHT	480	1,127	0	0	0.0%
497 OTHER SERVICES & CHARGES SUBTOTAL	29,557	1,127	0	0	0.0%
TOTAL APPROPRIATIONS FOR FUND 015-490	\$37,286	\$2,768	\$3,000	\$0	-100.0%

*Fund Balance will be utilized for expense overage.
(continued next page)

BEE COUNTY, TEXAS
Budgeted Appropriations for the 2021-2022 Fiscal Year
Fund 015

ACCOUNT..... 015-491 & 015-492	2019-2020 Actual	2020-2021 Estimated Actual	2020-2021 Original Budget	2021-2022 Adopted Budget	% Budget Change
(continued)					
2020 CARES RELIEF FUND 015-491-					
100 PERSONNEL SERVICES					
110 TEMP PART TIME HELP	\$0	\$822	\$15,080	\$0	-100.0%
197 PERSONNEL SERVICES SUBTOTAL	0	822	15,080	0	-100.0%
200 PERSONNEL BENEFITS					
201 FICA TAXES	0	63	1,154	0	-100.0%
203 RETIREMENT PLAN	0	0	838	0	-100.0%
204 WORKERS' COMPENSATION	0	0	50	0	-100.0%
206 UNEMPLOYMENT CONTRIBUTION	0	2	26	0	-100.0%
207 GROUP TERM LIFE	0	0	68	0	-100.0%
297 PERSONNEL BENEFITS SUBTOTAL	0	65	2,136	0	-100.0%
300 SUPPLIES					
310 OFFICE & OTHER SUPPLIES	3,949	5,098	10,000	0	-100.0%
334 MISCELLANEOUS SUPPLIES	276	0	2,000	0	-100.0%
353 SMALL EQUIPMENT/SOFTWARE	490	0	10,000	0	-100.0%
397 SUPPLIES SUBTOTAL	4,716	5,098	22,000	0	-100.0%
400 OTHER SERVICES & CHARGES					
407 DATA PROCESSING	1,212	0	0	0	0.0%
420 POSTAGE & FREIGHT	1,075	96	3,440	0	-100.0%
451 CONTRACT LABOR	3,340	0	0	0	0.0%
497 OTHER SERVICES & CHARGES SUBTOTAL	5,627	96	3,440	0	-100.0%
TOTAL APPROPRIATIONS FOR FUND 015-491	\$10,342	\$6,081	\$25,440	\$0	-100.0%

*Fund Balance will be utilized for expense overage.

TECH & CIVIC GRANT 015-492-

100 PERSONNEL SERVICES					
110 TEMP PART TIME	\$0	\$228	\$0	\$0	0.0%
116 OVERTIME PAY	0	1,568	0	0	0.0%
179 ELECTION JUDGES & CLERKS	0	39,028	0	0	0.0%
197 PERSONNEL SERVICES SUBTOTAL	0	40,824	0	0	0.0%
200 PERSONNEL BENEFITS					
201 FICA TAXES	0	3,797	0	0	0.0%
203 RETIREMENT PLAN	0	87	0	0	0.0%
204 WORKERS' COMPENSATION	0	0	0	0	0.0%
206 UNEMPLOYMENT CONTRIBUTION	0	86	0	0	0.0%
207 GROUP TERM LIFE	0	7	0	0	0.0%
297 PERSONNEL BENEFITS SUBTOTAL	0	3,977	0	0	0.0%
300 SUPPLIES					
310 OFFICE & OTHER SUPPLIES	0	277	0	0	0.0%
397 SUPPLIES SUBTOTAL	0	277	0	0	0.0%
400 OTHER SERVICES & CHARGES					
420 POSTAGE & FREIGHT	0	393	0	0	0.0%
425 TRAVEL, MEALS & LODGING	0	145	0	0	0.0%
497 OTHER SERVICES & CHARGES SUBTOTAL	0	538	0	0	0.0%
500 CAPITAL OUTLAY					
577 SMALL EQUIPMENT	0	16,937	0	0	0.0%
597 CAPITAL OUTLAY SUBTOTAL	0	16,937	0	0	0.0%
TOTAL APPROPRIATIONS FOR FUND 015-492	\$0	\$62,553	\$0	\$0	0.0%

BEE COUNTY, TEXAS
Budgeted Revenues for the 2021-2022 Fiscal Year
Courthouse Security
Fund 017

ACCOUNT..... 017-	2019-2020 Actual	2020-2021 Estimated Actual	2020-2021 Original Budget	2021-2022 Adopted Budget	% Budget Change
CHARGES FOR SERVICES					
340-400 COUNTY CLERK FEES	\$2,907	\$3,400	\$3,200	\$3,400	6.3%
340-401 COUNTY CLERK FEES/SATELLITE JP	969	1,100	1,000	1,000	0.0%
340-500 JUSTICE OF THE PEACE FEES	7,626	11,000	8,700	8,900	2.3%
340-501 JUSTICE OF THE PEACE FEES/SATELLITE	1,664	900	2,200	2,200	0.0%
340-700 DISTRICT CLERK FEES	1,342	1,250	1,500	1,500	0.0%
340-701 DISTRICT CLERK FEES/SATELLITE	447	430	500	500	0.0%
340-725 DISTRICT CLERK BAILIFF FEES	4,763	4,500	5,500	5,500	0.0%
340-000 TOTAL CHARGES FOR SERVICES	19,718	22,580	22,600	23,000	1.8%
MISCELLANEOUS REVENUES					
361-100 INTEREST REVENUE	465	430	500	494	-1.2%
360-000 TOTAL MISCELLANEOUS REVENUES	465	430	500	494	-1.2%
TRANSFERS IN					
390-112 FROM GENERAL FUND 012	76,060	152,135	85,000	96,000	12.9%
390-000 TOTAL TRANSFERS IN	76,060	152,135	85,000	96,000	12.9%
TOTAL REVENUES FOR FUND 017	\$96,243	\$175,145	\$108,100	\$119,494	10.5%

BEE COUNTY, TEXAS
Budgeted Appropriations for the 2021-2022 Fiscal Year
Courthouse Security
Fund 017

ACCOUNT.....	2019-2020	2020-2021	2020-2021	2021-2022	% Budget
017-510-	Actual	Estimated	Original	Adopted	Change
		Actual	Budget	Budget	
100 PERSONNEL SERVICES					
104 SALARY/SECURITY BAILIFF	\$31,600	\$35,320	\$35,320	\$35,320	0.0%
105 SALARY/SECURITY BAILIFF	35,949	35,320	35,320	35,320	0.0%
160 LONGEVITY PAY	0	80	80	225	181.3%
197 PERSONNEL SERVICES SUBTOTAL	67,549	70,720	70,720	70,865	0.2%
200 PERSONNEL BENEFITS					
201 FICA TAXES	5,185	5,000	5,575	5,586	0.2%
202 GROUP MEDICAL INSURANCE	14,224	17,923	17,928	17,928	0.0%
203 RETIREMENT PLAN	3,712	3,770	3,928	4,996	27.2%
204 WORKERS' COMPENSATION	1,339	1,390	239	1,354	466.5%
205 CLOTHING ALLOWANCE	1,620	2,160	2,160	2,160	0.0%
206 UNEMPLOYMENT CONTRIBUTION	149	118	126	117	-7.1%
207 GROUP TERM LIFE	302	318	318	324	1.9%
208 LIFE INSURANCE	112	134	134	134	0.0%
209 HALO FLIGHT INSURANCE	30	30	30	30	0.0%
297 PERSONNEL BENEFITS SUBTOTAL	26,673	30,843	30,438	32,629	7.2%
300 SUPPLIES					
310 OFFICE & OTHER SUPPLIES	1,404	500	500	500	0.0%
397 SUPPLIES SUBTOTAL	1,404	500	500	500	0.0%
400 OTHER SERVICES & CHARGES					
421 TELEPHONE/DSL	0	0	0	0	0.0%
425 TRAVEL, MEALS & LODGING	0	0	1,000	1,000	0.0%
426 CONTINUING EDUCATION & DUES	35	0	500	500	0.0%
427 FIREARMS & OTHER QUALIFICATIONS	0	0	0	0	0.0%
451 CONTRACT LABOR	0	0	0	0	0.0%
492 INSURANCE & BOND PREMIUMS	0	0	0	0	0.0%
497 OTHER SERVICES & CHARGES SUBTOTAL	35	0	1,500	1,500	0.0%
500 CAPITAL OUTLAY					
532 SECURITY SYSTEM UPGRADE	0	0	0	0	0.0%
597 CAPITAL OUTLAY SUBTOTAL	0	0	0	0	0.0%
700 MISCELLANEOUS					
753 SECURITY SYSTEM	13,782	81,135	14,500	14,000	-3.4%
797 MISCELLANEOUS SUBTOTAL	13,782	81,135	14,500	14,000	-3.4%
TOTAL APPROPRIATIONS FOR FUND 017	\$109,442	\$183,198	\$117,658	\$119,494	1.6%

This page intentionally left blank

BEE COUNTY, TEXAS
Budgeted Revenues for the 2021-2022 Fiscal Year
Road & Bridge Operating
Fund 020

ACCOUNT.....	2019-2020	2020-2021	2020-2021	2021-2022	% Budget
020-	Actual	Estimated	Original	Adopted	Change
		Actual	Budget	Budget	
LICENSES & PERMITS					
320-600 OCCUPATION TAXES	\$0	\$0	\$0	\$0	0.0%
321-200 AUTO REGISTRATION	341,554	341,552	340,000	340,000	0.0%
321-300 \$10 SPECIAL ROAD TAX	207,510	220,400	208,000	210,000	1.0%
321-400 AXLE WEIGHT FINES	84,934	66,000	92,000	80,000	-13.0%
320-000 TOTAL LICENSES & PERMITS	633,998	627,952	640,000	630,000	-1.6%
INTERGOVERNMENTAL REVENUE					
330-500 FEDERAL/STATE GRANT - CTIF	423	184,400	0	0	0.0%
337-000 TOTAL INTERGOVERNMENTAL REVENUES	423	184,400	0	0	0.0%
FINES & FORFEITURES					
350-100 FINES & FORFEITURES, COUNTY CLERK	9,268	10,000	15,000	13,000	-13.3%
350-200 FINES & FORFEITURES, DISTRICT CLERK	34,088	22,000	35,000	28,000	-20.0%
350-300 ROAD BOARING PERMIT FEES	0	0	500	500	0.0%
350-000 TOTAL FINES & FORFEITURES	43,357	32,000	50,500	41,500	-17.8%
MISCELLANEOUS REVENUES					
361-100 INTEREST REVENUE	3,519	4,100	4,100	3,000	-26.8%
364-200 INSURANCE RECOVERY	3,233	0	0	0	0.0%
381-100 REFUNDS & SUNDRIES	1,835	1,150	0	500	100.0%
381-101 PAVING MATERIALS	31,348	4,000	4,000	2,000	-50.0%
381-102 RECYCLING REVENUE	4,047	6,000	2,700	2,000	-25.9%
381-103 FIXED ASSETS SALVAGE	61,506	0	0	0	0.0%
381-200 OTHER SOURCE REVENUE	226,670	0	0	0	0.0%
360-000 TOTAL MISCELLANEOUS REVENUES	332,158	15,250	10,800	7,500	-30.6%
TRANSFERS IN					
390-112 FROM GENERAL FUND 012	36,328	157,475	152,493	1,153,687	656.6%
390-121 FROM SPECIAL ROAD TAX FUND 021	1,029,000	1,069,500	1,069,500	0	-100.0%
390-125 FROM F/M & LATERAL ROAD FUND 025	101,500	96,100	96,100	100,000	4.1%
390-000 TOTAL TRANSFERS IN	1,166,828	1,323,075	1,318,093	1,253,687	-4.9%
TOTAL REVENUES FOR FUND 020	\$2,176,764	\$2,182,677	\$2,019,393	\$1,932,687	-4.3%

ROAD & BRIDGE
OPERATIONS DIFFERENCE

REVENUE 1,932,687
EXPENDITURES 1,932,687
0

BEE COUNTY, TEXAS
Budgeted Appropriations for the 2021-2022 Fiscal Year
Road & Bridge Operating
Fund 020

ACCOUNT.....	2019-2020 Actual	2020-2021 Estimated Actual	2020-2021 Original Budget	2021-2022 Adopted Budget	% Budget Change
020-610-					
100 PERSONNEL SERVICES					
102 SALARY/ROAD ADMINISTRATOR	\$52,945	\$53,021	\$53,021	\$53,021	0.0%
103 SALARY/SUPERINTENDENT/FOREMEN	140,612	142,008	142,008	142,008	0.0%
106 SALARY/MECHANICS	85,593	88,868	88,868	88,868	0.0%
107 SALARY/TRUCK DRIVERS/ROAD CREW	319,800	310,000	329,884	329,884	0.0%
109 SALARY/ADMINISTRATIVE ASSISTANT I	29,543	29,585	29,585	29,585	0.0%
110 PART-TIME HELP	3,276	3,276	3,276	3,276	0.0%
111 SALARY/ADMINISTRATIVE ASSISTANT II	34,400	34,449	34,449	34,449	0.0%
116 OVERTIME PAY	2,433	2,500	4,000	4,000	0.0%
160 LONGEVITY PAY	10,545	10,835	10,920	11,790	8.0%
197 PERSONNEL SERVICES SUBTOTAL	679,147	674,542	696,011	696,881	0.1%
200 EMPLOYEE BENEFITS					
201 FICA TAXES	50,814	48,865	53,306	53,373	0.1%
202 GROUP MEDICAL INSURANCE	174,249	196,403	197,208	197,208	0.0%
203 RETIREMENT PLAN	37,440	36,840	38,663	49,130	27.1%
204 WORKERS' COMPENSATION	18,620	19,365	18,827	18,851	0.1%
205 CLOTHING ALLOWANCE	800	800	800	800	0.0%
206 UNEMPLOYMENT CONTRIBUTION	1,445	1,107	1,202	1,116	-7.2%
207 GROUP TERM LIFE	2,995	3,107	3,132	3,188	1.8%
208 LIFE INSURANCE	1,328	1,365	1,474	1,474	0.0%
209 HALO FLIGHT INSURANCE	330	330	330	330	0.0%
297 EMPLOYEE BENEFITS SUBTOTAL	288,020	308,182	314,942	325,470	3.3%
300 SUPPLIES					
310 OFFICE & OTHER SUPPLIES	566	1,000	1,500	1,400	-6.7%
330 BATTERIES, TIRES & TUBES	18,289	28,000	18,000	25,000	38.9%
331 GAS, OIL & LUBRICANTS	107,792	108,000	108,000	110,000	1.9%
333 CLEANING SUPPLIES	867	900	1,000	1,000	0.0%
334 HAND TOOLS & MISCELLANEOUS SUPPLIES	1,500	1,500	1,500	1,500	0.0%
349 YARD SUPPLIES	3,055	3,500	3,200	3,200	0.0%
350 COUNTY FACILITIES PAVING COSTS	23,999	0	0	0	0.0%
351 PAVING MATERIALS	487,637	450,000	460,000	492,000	7.0%
352 CULVERTS	11,795	10,000	13,000	12,000	-7.7%
353 SMALL EQUIPMENT/SOFTWARE	2,439	5,000	3,400	3,400	0.0%
355 HERBICIDES	6,806	7,000	7,000	10,000	42.9%
390 OTHER SUPPLIES & MATERIALS	1,816	3,000	3,500	3,200	-8.6%
397 SUPPLIES SUBTOTAL	666,562	617,900	620,100	662,700	6.9%
400 OTHER SERVICES & CHARGES					
401 PROFESSIONAL SERVICES	0	22,771	0	0	0.0%
410 TESTING & OTHER SERVICES	612	800	1,300	1,000	-23.1%
420 POSTAGE & FREIGHT	2,978	2,200	2,800	2,600	-7.1%
421 TELEPHONE/DSL	6,443	11,400	9,900	11,500	16.2%
425 TRAVEL, MEALS & LODGING	650	700	1,200	1,000	-16.7%
426 CONTINUING EDUCATION & DUES	295	400	800	600	-25.0%
441 UTILITIES	9,197	7,800	10,500	9,000	-14.3%
451 CONTRACT LABOR	5,302	0	1,500	1,500	0.0%
452 MAINTENANCE & REPAIR/BUILDINGS	1,368	1,300	2,500	1,800	-28.0%
453 MAINTENANCE & REPAIR/VEHICLES	49,206	28,000	45,000	45,000	0.0%
455 MAINTENANCE & REPAIR/EQUIPMENT	44,442	65,000	56,600	75,000	32.5%

(continued next page)

BEE COUNTY, TEXAS
Budgeted Appropriations for the 2021-2022 Fiscal Year
Road & Bridge Operating
Fund 020

ACCOUNT.....	2019-2020	2020-2021	2020-2021	2021-2022	% Budget
	Actual	Estimated	Original	Adopted	Change
020-610-		Actual	Budget	Budget	
.....					
(continued)					
460 RENTAL EQUIPMENT LEASE	3,702	8,000	4,900	4,900	0.0%
461 COPIER LEASE	2,075	2,081	2,100	2,100	0.0%
464 TRUCK RENTAL	0	0	0	0	0.0%
489 CLOTHING EXPENSE/CLEANING	6,276	5,700	6,000	6,000	0.0%
492 INSURANCE & BOND PREMIUMS	12,504	10,636	12,800	12,000	-6.3%
493 SIGNS, FENCING & MAPPING	16,016	13,000	13,000	13,000	0.0%
497 OTHER SERVICES & CHARGES SUBTOTAL	161,065	179,788	170,900	187,000	9.4%
500 CAPITAL OUTLAY					
532 BUILDINGS	0	0	0	0	0.0%
535 ROADS	0	145,165	0	0	0.0%
575 HEAVY EQUIPMENT	356,475	116,200	0	0	0.0%
577 SMALL EQUIPMENT	0	0	0	0	0.0%
580 VEHICLES	0	0	0	0	0.0%
581 BRIDGE IMPROVEMENTS	0	0	0	0	0.0%
597 CAPITAL OUTLAY SUBTOTAL	356,475	261,365	0	0	0.0%
600 CAPITAL LEASE					
620 CAPITAL LEASE PRINCIPLE	44,888	107,032	107,032	54,316	-49.3%
660 CAPITAL LEASE INTEREST	3,067	1,559	1,559	6,320	305.4%
697 CAPITAL LEASE SUBTOTAL	47,955	108,591	108,591	60,636	-44.2%
900 TRANSFERS OUT					
912 TO GENERAL FUND 012	0	0	0	0	0.0%
997 TRANSFERS OUT SUBTOTAL	0	0	0	0	0.0%
TOTAL APPROPRIATIONS FOR FUND 020	\$2,199,223	\$2,150,368	\$1,910,544	\$1,932,687	1.2%

BEE COUNTY, TEXAS
Budgeted Revenues for the 2021-2022 Fiscal Year
Special Road Tax
Fund 021

ACCOUNT.....	2019-2020	2020-2021	2020-2021	2021-2022	% Budget
021-	Actual	Estimated	Original	Adopted	Change
.....					
TAXES					
310-110 CURRENT AD VALOREM TAXES	\$1,065,308	\$1,075,000	\$1,045,000	\$0	-100.0%
310-115 PENALTY & INTEREST ON CURRENT	8,674	10,000	8,000	0	-100.0%
310-120 DELINQUENT TAXES*	10,515	19,500	10,000	0	-100.0%
310-125 PENALTY & INTEREST/DELINQUENT TAXES	5,775	6,560	4,500	0	-100.0%
310-000 TOTAL TAXES	<u>1,090,272</u>	<u>1,111,060</u>	<u>1,067,500</u>	<u>0</u>	<u>-100.0%</u>
*Tax office compressor litigation payout					
MISCELLANEOUS REVENUES					
361-100 INTEREST REVENUE	1,514	1,500	2,000	0	-100.0%
361-000 TOTAL MISCELLANEOUS REVENUES	<u>1,514</u>	<u>1,500</u>	<u>2,000</u>	<u>0</u>	<u>-100.0%</u>
TOTAL REVENUES FOR FUND 021	<u>\$1,091,787</u>	<u>\$1,112,560</u>	<u>\$1,069,500</u>	<u>\$0</u>	<u>-100.0%</u>

*Per Tax Assessor Collector collection worksheet Bee County will no longer have a Special Road Tax Collection. Rate goes towards General Fund Maintenance & Operation and that fund will transfer to Road & Bridge Operations.

BEE COUNTY, TEXAS
Budgeted Appropriations for the 2021-2022 Fiscal Year
Special Road Tax
Fund 021

ACCOUNT.....	2019-2020	2020-2021	2020-2021	2021-2022	% Budget
021-611-	Actual	Estimated	Original	Adopted	Change
		Actual	Budget	Budget	
<hr/>					
900 TRANSFERS OUT					
912 TO GENERAL FUND 012	\$27,000	\$0	\$0	\$0	0.0%
920 TO ROAD & BRIDGE OPERATING 020	1,029,000	1,070,000	1,069,500	0	-100.0%
997 TRANSFERS OUT SUBTOTAL	<hr/> 1,056,000	1,070,000	1,069,500	0	-100.0%
TOTAL APPROPRIATIONS FOR FUND 021	<hr/> \$1,056,000	\$1,070,000	\$1,069,500	\$0	-100.0%

BEE COUNTY, TEXAS
Budgeted Revenues for the 2021-2022 Fiscal Year
Fuel Farm
Fund 022

ACCOUNT..... 022-	2019-2020 Actual	2020-2021 Estimated Actual	2020-2021 Original Budget	2021-2022 Adopted Budget	% Budget Change
INTERGOVERNMENTAL REVENUE					
337-609 CITY OF BEEVILLE	\$134,838	\$165,000	\$170,000	\$175,000	2.9%
337-610 BDA REVENUE	2,946	2,700	3,500	3,000	-14.3%
330-000 TOTAL INTERGOVERNMENTAL REVENUES	137,784	167,700	173,500	178,000	2.6%
MISCELLANEOUS REVENUES					
361-100 INTEREST REVENUE	552	500	350	300	-14.3%
367-608 DEPARTMENTAL REVENUE	165,260	201,900	190,000	195,000	2.6%
360-000 TOTAL MISCELLANEOUS REVENUES	165,812	202,400	190,350	195,300	2.6%
TRANSFERS IN					
390-112 FROM GENERAL FUND 012	0	10,327	0	0	0.0%
390-000 TOTAL TRANSFERS IN	0	10,327	0	0	0.0%
TOTAL REVENUES FOR FUND 022	\$303,597	\$380,427	\$363,850	\$373,300	2.6%

BEE COUNTY, TEXAS
Budgeted Appropriations for the 2021-2022 Fiscal Year
Fuel Farm
Fund 022

ACCOUNT.....	2019-2020	2020-2021	2020-2021	2021-2022	% Budget
022-682-	Actual	Estimated	Original	Adopted	Change
		Actual	Budget	Budget	
300 SUPPLIES					
310 OFFICE & OTHER SUPPLIES	\$902	\$2,000	\$2,000	\$2,000	0.0%
331 GAS, OIL & LUBRICANTS	288,775	320,000	353,760	363,230	2.7%
353 SMALL EQUIPMENT/SOFTWARE	0	0	0	0	0.0%
397 SUPPLIES SUBTOTAL	289,677	322,000	355,760	365,230	2.7%
400 OTHER SERVICES & CHARGES					
420 POSTAGE & FREIGHT	25	30	50	50	0.0%
425 TRAVEL, MEALS & LODGING	0	0	200	200	0.0%
426 CONTINUING EDUCATION & DUES	140	50	200	200	0.0%
441 UTILITIES	1,999	1,900	2,200	2,100	-4.5%
455 MAINTENANCE & REPAIR/EQUIPMENT	11,246	14,000	4,000	4,000	0.0%
492 INSURANCE & BOND PREMIUMS	1,440	1,512	1,440	1,520	5.6%
497 OTHER SERVICES & CHARGES SUBTOTAL	14,850	17,492	8,090	8,070	-0.2%
500 CAPITAL OUTLAY					
570 OFFICE FURNITURE & EQUIPMENT	0	0	0	0	0.0%
577 SMALL EQUIPMENT	0	0	0	0	0.0%
597 CAPITAL OUTLAY SUBTOTAL	0	0	0	0	0.0%
900 TRANSFERS OUT					
920 TO ROAD & BRIDGE FUND 020	0	0	0	0	0.0%
997 TRANSFERS OUT SUBTOTAL	0	0	0	0	0.0%
TOTAL APPROPRIATIONS FOR FUND 022	\$304,528	\$339,492	\$363,850	\$373,300	2.6%

BEE COUNTY, TEXAS
Budgeted Revenues for the 2021-2022 Fiscal Year
Bee County Health Care I
Fund 023

ACCOUNT..... 023-	2019-2020 Actual	2020-2021 Estimated Actual	2020-2021 Original Budget	2021-2022 Adopted Budget	% Budget Change
<hr/>					
MISCELLANEOUS REVENUES					
361-100 INTEREST REVENUE	\$119,436	\$26,000	\$90,000	\$60,000	-33.3%
361-101 LEASE PAYMENT INTEREST	150,021	131,384	131,384	111,612	-15.0%
370-200 LEASE PRINCIPAL PAYMENT	306,027	324,664	324,664	344,436	6.1%
360-000 TOTAL MISCELLANEOUS REVENUES	<hr/> 575,484	482,048	546,048	516,048	-5.5%
TOTAL REVENUES FOR FUND 023	<hr/> \$575,484	\$482,048	\$546,048	\$516,048	-5.5% <hr/>

BEE COUNTY, TEXAS
Budgeted Appropriations for the 2021-2022 Fiscal Year
Bee County Health Care I
Fund 023

ACCOUNT.....	2019-2020	2020-2021	2020-2021	2021-2022	% Budget
023-692	Actual	Estimated	Original	Adopted	Change
		Actual	Budget	Budget	
400 OTHER SERVICES & CHARGES					
408 TRAVEL	\$0	\$0	\$0	\$0	0.0%
409 INDIGENT CARE	0	0	0	0	0.0%
410 INMATE MEDICAL SERVICES	0	0	0	0	0.0%
414 AMBULANCE SERVICE /CITY OF BEEVILLE	0	0	0	0	0.0%
415 AIR AMBULANCE SERVICE	0	0	0	0	0.0%
417 OATH (PRESCRIPTION SERVICE)	0	0	0	0	0.0%
418 PROFESSIONAL SERVICES	578,538	7,500	7,500	7,500	0.0%
756 MHMR/COASTAL PLAINS	0	0	0	0	0.0%
497 OTHER SERVICES & CHARGES SUBTOTAL	578,538	7,500	7,500	7,500	0.0%
500 CAPITAL OUTLAY					
533 HOSPITAL IMPROVEMENTS	0	0	600,000	308,548	-48.6%
597 CAPITAL OUTLAY SUBTOTAL	0	0	600,000	308,548	-48.6%
900 TRANSFERS OUT					
912 TO GENERAL FUND 012	0	200,000	200,000	200,000	0.0%
983 TO HEALTHCARE II FUND 083	200,000	0	0	0	0.0%
997 TRANSFERS OUT SUBTOTAL	200,000	200,000	200,000	200,000	0.0%
TOTAL APPROPRIATIONS FOR FUND 023	\$778,538	\$207,500	\$807,500	\$516,048	-36.1%

*Interest being utilized in Fund 012 transfer per re-negotiated Christus Spohn contract to use for capital projects.

BEE COUNTY, TEXAS
Budgeted Revenues for the 2021-2022 Fiscal Year
Court Reporter Service
Fund 024

ACCOUNT.....	2019-2020	2020-2021	2020-2021	2021-2022	% Budget
024-	Actual	Estimated	Original	Adopted	Change
		Actual	Budget	Budget	
CHARGES FOR SERVICES					
340-400 COUNTY CLERK COURT REPORTER FEE	\$21	\$100	\$4,000	\$100	-97.5%
340-700 DISTRICT CLERK COURT REPORTER FEE	\$4,380	\$4,500	5,000	5,000	0.0%
340-000 TOTAL CHARGES FOR SERVICES	4,401	4,600	9,000	5,100	-43.3%
TOTAL REVENUES FOR FUND 024	\$4,401	\$4,600	\$9,000	\$5,100	-43.3%

BEE COUNTY, TEXAS
Budgeted Appropriations for the 2021-2022 Fiscal Year
Court Reporter Service
Fund 024

ACCOUNT.....	2019-2020	2020-2021	2020-2021	2021-2022	% Budget
024-693	Actual	Estimated	Original	Adopted	Change
		Actual	Budget	Budget	
<hr/>					
100 PERSONNEL SERVICES					
102 VISITING COURT REPORTERS	\$0	\$0	\$0	\$0	0.0%
197 PERSONNEL SERVICES SUBTOTAL	<hr/> 0	0	0	0	0.0%
300 SUPPLIES					
310 OFFICE & OTHER SUPPLIES	0	0	0	0	0.0%
397 SUPPLIES SUBTOTAL	<hr/> 0	0	0	0	0.0%
400 OTHER SERVICES & CHARGES					
406 COURT REPORTERS & ADMINISTRATION	4,738	8,175	9,000	9,000	0.0%
482 OTHER COURT COSTS	0	0	0	0	0.0%
497 OTHER SERVICES & CHARGES SUBTOTAL	<hr/> 4,738	8,175	9,000	9,000	0.0%
900 TRANSFERS OUT					
912 TO GENERAL FUND 012	0	0	0	0	0.0%
997 TRANSFERS OUT SUBTOTAL	<hr/> 0	0	0	0	0.0%
TOTAL APPROPRIATIONS FOR FUND 024	<hr/> \$4,738	\$8,175	\$9,000	\$9,000	0.0%

*Fund Balance will be utilized for expenses as needed.

BEE COUNTY, TEXAS
Budgeted Revenues for the 2021-2022 Fiscal Year
Farm to Market & Lateral Road
Fund 025

ACCOUNT.....	2019-2020	2020-2021	2020-2021	2021-2022	% Budget
025-	Actual	Estimated	Original	Adopted	Change
		Actual	Budget	Budget	
TAXES					
310-110 CURRENT AD VALOREM TAXES	\$75,838	\$69,000	\$70,000	\$73,900	5.6%
310-115 PENALTY & INTEREST ON CURRENT	611	555	600	600	0.0%
310-120 DELINQUENT TAXES	866	1,500	800	800	0.0%
310-125 PENALTY & INTEREST/DELINQUENT TAXES	456	415	400	400	0.0%
310-000 TOTAL TAXES	77,771	71,470	71,800	75,700	5.4%
INTERGOVERNMENTAL REVENUE					
333-400 STATE LATERAL ROAD DISTRIBUTION	24,012	23,963	24,000	24,000	0.0%
330-000 TOTAL INTERGOVERNMENTAL REVENUES	24,012	23,963	24,000	24,000	0.0%
MISCELLANEOUS REVENUE					
361-100 INTEREST REVENUE	326	324	300	300	0.0%
360-000 TOTAL MISCELLANEOUS REVENUES	326	324	300	300	0.0%
TOTAL REVENUES FOR FUND 025	\$102,108	\$95,757	\$96,100	\$100,000	4.1%

BEE COUNTY, TEXAS
Budgeted Appropriations for the 2021-2022 Fiscal Year
Farm-to-Market & Lateral Road
Fund 025

ACCOUNT.....	2019-2020	2020-2021	2020-2021	2021-2022	% Budget
025-626-	Actual	Estimated	Original	Adopted	Change
		Actual	Budget	Budget	
<hr/>					
900 TRANSFERS OUT					
920 TO ROAD & BRIDGE OPERATING 020	\$101,500	\$96,000	\$96,100	\$100,000	4.1%
997 TRANSFERS OUT SUBTOTAL	<hr/>	<hr/>	<hr/>	<hr/>	<hr/>
	101,500	96,000	96,100	100,000	4.1%
TOTAL APPROPRIATIONS FOR FUND 025	<hr/>	<hr/>	<hr/>	<hr/>	<hr/>
	\$101,500	\$96,000	\$96,100	\$100,000	4.1%

BEE COUNTY, TEXAS
Budgeted Revenues for the 2021-2022 Fiscal Year
County Records Management
Fund 026

ACCOUNT..... 026-	2019-2020 Actual	2020-2021 Estimated Actual	2020-2021 Original Budget	2021-2022 Adopted Budget	% Budget Change
CHARGES FOR SERVICES					
340-400 COUNTY CLERK RECORDS MGMT. FEES	\$1,460	\$1,900	\$2,000	\$2,000	0.0%
340-700 DISTRICT CLERK RECORDS MGMT. FEES	2,613	2,300	3,000	3,000	0.0%
340-000 TOTAL CHARGES FOR SERVICES	4,073	4,200	5,000	5,000	0.0%
MISCELLANEOUS REVENUE					
361-100 INTEREST REVENUE	133	109	150	100	-33.3%
361-000 TOTAL MISCELLANEOUS REVENUES	133	109	150	100	-33.3%
TOTAL REVENUES FOR FUND 026	\$4,205	\$4,309	\$5,150	\$5,100	-1.0%

BEE COUNTY, TEXAS
Budgeted Appropriations for the 2021-2022 Fiscal Year
County Records Management
Fund 026

ACCOUNT.....	2019-2020	2020-2021	2020-2021	2021-2022	% Budget
026-409-	Actual	Estimated	Original	Adopted	Change
		Actual	Budget	Budget	
300 SUPPLIES					
310 OFFICE & OTHER SUPPLIES	\$3,973	\$4,000	\$2,000	\$2,100	5.0%
397 SUPPLIES SUBTOTAL	<u>3,973</u>	<u>4,000</u>	<u>2,000</u>	<u>2,100</u>	<u>5.0%</u>
400 OTHER SERVICES & CHARGES					
407 DATA PROCESSING	0	0	0	0	0.0%
420 POSTAGE & FREIGHT	0	0	0	0	0.0%
425 TRAVEL, MEALS & LODGING	0	0	0	0	0.0%
497 OTHER SERVICES & CHARGES SUBTOTAL	<u>0</u>	<u>0</u>	<u>0</u>	<u>0</u>	<u>0.0%</u>
500 CAPITAL OUTLAY					
570 OFFICE FURNITURE & EQUIPMENT	0	0	0	0	0.0%
597 CAPITAL OUTLAY SUBTOTAL	<u>0</u>	<u>0</u>	<u>0</u>	<u>0</u>	<u>0.0%</u>
900 TRANSFERS OUT					
912 TO GENERAL FUND 012	5,000	3,150	3,150	3,000	-4.8%
997 TRANSFERS OUT SUBTOTAL	<u>5,000</u>	<u>3,150</u>	<u>3,150</u>	<u>3,000</u>	<u>-4.8%</u>
TOTAL APPROPRIATIONS FOR FUND 026	<u>\$8,973</u>	<u>\$7,150</u>	<u>\$5,150</u>	<u>\$5,100</u>	<u>-1.0%</u>

BEE COUNTY, TEXAS
Budgeted Revenues for the 2021-2022 Fiscal Year
District Attorney
Fund 027

ACCOUNT..... 027-	2019-2020 Actual	2020-2021 Estimated Actual	2020-2021 Original Budget	2021-2022 Adopted Budget	% Budget Change
INTERGOVERNMENTAL REVENUE					
337-602 DA FORFEITURE FUND	\$28,174	\$28,389	\$28,389	\$28,561	0.6%
337-603 DA REIMBURSEMENT FROM MCMULLEN CO	8,457	8,031	8,031	8,064	0.4%
337-604 DISTRICT ATTY FUND LIVE OAK COUNTY	114,172	108,421	108,421	108,859	0.4%
337-605 STATE ALLOCATION FOR DA OFFICE	27,500	27,500	27,500	27,500	0.0%
337-606 GRANT RESTRICTED FUNDS	0	0	0	0	0.0%
337-607 STATE LONGEVITY REIMBURSEMENT	7,200	6,000	9,600	4,800	-50.0%
332-000 TOTAL INTERGOVERNMENTAL REVENUES	185,503	178,341	181,942	177,784	-2.3%
MISCELLANEOUS REVENUE					
361-100 INTEREST REVENUE	2,768	2,580	2,200	2,200	0.0%
381-100 REFUNDS & SUNDRIES	0	0	0	0	0.0%
361-000 TOTAL MISCELLANEOUS REVENUES	2,768	2,580	2,200	2,200	0.0%
TRANSFERS IN					
390-112 FROM GENERAL FUND 012	300,231	285,109	285,109	286,259	0.4%
390-188 FROM BORDER PROSECUTOR FUND 088	0	8,305	0	0	0.0%
390-000 TOTAL TRANSFERS IN	300,231	293,414	285,109	286,259	0.4%
TOTAL REVENUES FOR FUND 027	\$488,502	\$474,335	\$469,251	\$466,243	-0.6%

BEE COUNTY, TEXAS
Budgeted Appropriations for the 2021-2022 Fiscal Year
District Attorney
Fund 027

ACCOUNT.....	2019-2020	2020-2021	2020-2021	2021-2022	% Budget
027-476-	Actual	Estimated	Original	Adopted	Change
		Actual	Budget	Budget	
100 PERSONNEL SERVICES					
109 SALARY/PARALEGAL ASSISTANTS	\$77,815	\$64,500	\$64,500	\$64,500	0.0%
110 PART-TIME HELP	545	\$1,500	3,000	3,000	0.0%
111 SALARY/OFFICE ADMINISTRATOR	43,455	45,443	45,443	45,443	0.0%
112 SALARY/ASSISTANT DISTRICT ATTORNEY I	76,765	55,770	76,875	76,875	0.0%
113 SALARY/ASSISTANT DISTRICT ATTORNEY II	56,660	76,875	76,875	76,875	0.0%
119 SALARY/NARCOTICS INVESTIGATOR	272	7,748	7,332	7,332	0.0%
120 SALARY/PARALEGAL ASSISTANT	35,449	35,500	35,500	35,500	0.0%
160 LONGEVITY PAY	11,955	7,440	13,100	8,115	-38.1%
197 PERSONNEL SERVICES SUBTOTAL	302,916	294,776	322,625	317,640	-1.5%
200 PERSONNEL BENEFITS					
201 FICA TAXES	22,939	21,308	24,681	24,299	-1.5%
202 GROUP MEDICAL INSURANCE	35,561	29,125	53,784	53,784	0.0%
203 RETIREMENT PLAN	16,709	15,792	17,922	22,182	23.8%
204 WORKERS' COMPENSATION	1,149	1,269	1,241	1,234	-0.6%
206 UNEMPLOYMENT CONTRIBUTION	643	434	557	508	-8.8%
207 GROUP TERM LIFE	1,331	1,333	1,438	1,439	0.1%
208 LIFE INSURANCE	339	293	402	402	0.0%
209 HALO FLIGHT INSURANCE	105	105	105	105	0.0%
297 PERSONNEL BENEFITS SUBTOTAL	78,776	69,659	100,130	103,953	3.8%
300 SUPPLIES*					
310 OFFICE & OTHER SUPPLIES	4,434	4,500	4,825	5,000	3.6%
311 BOOKS & SUBSCRIPTIONS	1,202	800	1,450	1,450	0.0%
331 GAS, OIL & LUBRICANTS	639	450	1,500	1,500	0.0%
397 SUPPLIES SUBTOTAL	6,275	5,750	7,775	7,950	2.3%
400 OTHER SERVICES & CHARGES*					
407 ONLINE SERVICES	6,212	6,120	9,500	8,500	-10.5%
418 TRIAL & APPELLATE	17,508	18,000	20,000	20,000	0.0%
420 POSTAGE & FREIGHT	700	650	800	800	0.0%
421 TELEPHONE/DSL	4,094	4,185	5,000	4,500	-10.0%
425 TRAVEL, MEALS & LODGING	2,064	3,500	5,790	5,000	-13.6%
426 CONTINUING EDUCATION & DUES	5,030	4,000	3,500	4,000	14.3%
451 CONTRACT LABOR	0	0	1,930	2,000	3.6%
453 MAINTENANCE & REPAIR/VEHICLES	608	800	1,000	1,000	0.0%
455 MAINTENANCE & REPAIR/EQUIPMENT	537	200	600	600	0.0%
461 COPIER LEASE	4,556	5,050	5,500	5,200	-5.5%
492 INSURANCE & BOND PREMIUMS	10,119	10,100	10,100	10,100	0.0%
497 OTHER SERVICES & CHARGES SUBTOTAL	51,428	52,605	63,720	61,700	-3.2%
500 CAPITAL OUTLAY*					
570 OFFICE FURNITURE & EQUIPMENT	0	0	0	0	0.0%
597 CAPITAL OUTLAY SUBTOTAL	0	0	0	0	0.0%
900 TRANSFERS OUT					
914 TO BORDER PROSECUTOR FUND 088	11,095	0	0	0	0.0%
997 TRANSFERS OUT SUBTOTAL	11,095	0	0	0	0.0%
TOTAL APPROPRIATIONS FOR FUND 027**	\$450,490	\$422,790	\$494,250	\$491,243	-0.6%

*Unfunded Mandate

**Utilizing fund balance to help balance DA budget.

BEE COUNTY, TEXAS
Budgeted Revenues for the 2021-2022 Fiscal Year
Abandoned Vehicle
Fund 030

ACCOUNT.....	2019-2020	2020-2021	2020-2021	2021-2022	% Budget
030-	Actual	Estimated	Original	Adopted	Change
.....					
MISCELLANEOUS REVENUES					
361-100 INTEREST REVENUE	\$430	\$650	\$300	\$300	0.0%
364-100 SALE OF VEHICLES	53,579	85,000	8,000	25,000	212.5%
361-000 TOTAL MISCELLANEOUS REVENUES	54,009	85,650	8,300	25,300	204.8%
TOTAL REVENUES FOR FUND 030	\$54,009	\$85,650	\$8,300	\$25,300	204.8%

BEE COUNTY, TEXAS
Budgeted Appropriations for the 2021-2022 Fiscal Year
Abandoned Vehicle
Fund 030

ACCOUNT.....	2019-2020	2020-2021	2020-2021	2021-2022	% Budget
030-565-	Actual	Estimated	Original	Adopted	Change
		Actual	Budget	Budget	
300 SUPPLIES					
310 OFFICE & OTHER SUPPLIES	\$0	\$0	\$0	\$0	0.0%
331 GAS, OIL & LUBRICANTS	0	0	0	0	0.0%
353 SMALL EQUIPMENT/SOFTWARE	1,945	21,000	5,000	28,250	465.0%
397 SUPPLIES SUBTOTAL	1,945	21,000	5,000	28,250	465.0%
400 OTHER SERVICES & CHARGES					
420 POSTAGE & FREIGHT	0	0	50	50	0.0%
430 ADVERTISING & LEGAL NOTICES	0	0	200	200	0.0%
453 MAINTENANCE & REPAIR/VEHICLES	13,124	7,000	15,692	13,000	-17.2%
455 MAINTENANCE & REPAIR/EQUIPMENT	0	0	2,000	2,000	0.0%
497 OTHER SERVICES & CHARGES SUBTOTAL	13,124	7,000	17,942	15,250	-15.0%
500 CAPITAL OUTLAY					
570 OFFICE FURNITURE & EQUIPMENT	0	0	0	0	0.0%
577 SMALL EQUIPMENT	0	0	0	0	0.0%
580 VEHICLES	35,908	36,976	0	60,000	100.0%
597 CAPITAL OUTLAY SUBTOTAL	35,908	36,976	0	60,000	100.0%
900 TRANSFERS OUT					
912 TO GENERAL FUND 012	0	0	0	0	0.0%
997 TRANSFERS OUT SUBTOTAL	0	0	0	0	0.0%
TOTAL APPROPRIATIONS FOR FUND 030	\$50,977	\$64,976	\$22,942	\$103,500	351.1%

*Fund Balance will be utilized for expenses.

BEE COUNTY, TEXAS
Budgeted Revenues for the 2021-2022 Fiscal Year
Flexible Spending Account
Fund 033

ACCOUNT.....	2019-2020	2020-2021	2020-2021	2021-2022	% Budget
033-	Actual	Estimated	Original	Adopted	Change
.....	Actual	Budget	Budget
MISCELLANEOUS REVENUES					
381-100 REFUNDS & SUNDRIES	\$0	\$0	\$0	\$0	0.0%
381-230 COUNTY EMPLOYEE DEDUCTIONS	48,955	52,565	47,698	53,973	13.2%
361-000 TOTAL MISCELLANEOUS REVENUES	48,955	52,565	47,698	53,973	13.2%
TRANSFERS IN					
390-112 FROM GENERAL FUND 012	3,000	3,000	3,000	4,020	34.0%
390-000 TOTAL TRANSFERS IN	3,000	3,000	3,000	4,020	34.0%
TOTAL REVENUES FOR FUND 033	\$51,955	\$55,565	\$50,698	\$57,993	14.4%

*Transfer is for FSA fees & overages left by termed employees.

BEE COUNTY, TEXAS
Budgeted Appropriations for the 2021-2022 Fiscal Year
Flexible Spending
Fund 033

ACCOUNT.....	2019-2020	2020-2021	2020-2021	2021-2022	
033-695-	Actual	Estimated	Original	Adopted	% Budget
		Actual	Budget	Budget	Change
<hr/>					
400 OTHER SERVICES & CHARGES					
500 COUNTY EMPLOYEE CLAIMS	\$48,879	\$48,000	\$47,698	\$53,973	13.2%
511 FLEXIBLE SPENDING ACCOUNT FEES	2,671	2,898	3,000	4,020	34.0%
497 OTHER SERVICES & CHARGES SUBTOTAL	<hr/> 51,550	50,898	50,698	57,993	14.4%
TOTAL APPROPRIATIONS FOR FUND 033	<hr/> \$51,550	\$50,898	\$50,698	\$57,993	14.4% <hr/>

BEE COUNTY, TEXAS
Budgeted Revenues for the 2021-2022 Fiscal Year
Juvenile Delinquency Prevention
Fund 034

ACCOUNT..... 034-	2019-2020 Actual	2020-2021 Estimated Actual	2020-2021 Original Budget	2021-2022 Adopted Budget	% Budget Change
.....					
FINES & FORFEITURES					
350-301 JUVENILE DELINQUENCY FINES	\$0	\$0	\$0	\$0	0.0%
350-000 TOTAL FINES & FORFEITURES	0	0	0	0	0.0%
 MISCELLANEOUS REVENUES					
360-100 INTEREST REVENUE	0	0	0	0	0.0%
360-000 TOTAL MISCELLANEOUS REVENUES	0	0	0	0	0.0%
 TOTAL REVENUES FOR FUND 034	\$0	\$0	\$0	\$0	0.0%

BEE COUNTY, TEXAS
Budgeted Revenues for the 2021-2022 Fiscal Year
Juvenile Delinquency Prevention
Fund 034

ACCOUNT.....	2019-2020	2020-2021	2020-2021	2021-2022	%
034-570	Actual	Estimated	Original	Adopted	Budget
		Actual	Budget	Budget	Change
300 SUPPLIES					
310 OFFICE & OTHER SUPPLIES	\$0	\$0	\$0	\$0	0.0%
397 SUPPLIES SUBTOTAL	0	0	0	0	0.0%
400 OTHER SERVICES & CHARGES					
452 MAINTENANCE & REPAIR/BUILDING	0	0	0	0	0.0%
497 OTHER SERVICES & CHARGES SUBTOTAL	0	0	0	0	0.0%
TOTAL APPROPRIATIONS FOR FUND 034	\$0	\$0	\$0	\$0	0.0%

BEE COUNTY, TEXAS
Budgeted Revenues for the 2021-2022 Fiscal Year
Law Library
Fund 047

ACCOUNT..... 047-	2019-2020 Actual	2020-2021 Estimated Actual	2020-2021 Original Budget	2021-2022 Adopted Budget	% Budget Change
CHARGES FOR SERVICES					
340-400 COUNTY CLERK FEES	\$3,823	\$4,080	\$4,600	\$4,500	-2.2%
340-700 DISTRICT CLERK FEES	10,250	10,000	10,000	10,100	1.0%
340-000 TOTAL CHARGES FOR SERVICES	<u>14,073</u>	<u>14,080</u>	<u>14,600</u>	<u>14,600</u>	<u>0.0%</u>
MISCELLANEOUS REVENUES					
361-100 INTEREST REVENUE	950	925	900	900	0.0%
360-000 TOTAL MISCELLANEOUS REVENUES	<u>950</u>	<u>925</u>	<u>900</u>	<u>900</u>	<u>0.0%</u>
TOTAL REVENUES FOR FUND 047	<u>\$15,023</u>	<u>\$15,005</u>	<u>\$15,500</u>	<u>\$15,500</u>	<u>0.0%</u>

BEE COUNTY, TEXAS
Budgeted Appropriations for the 2021-2022 Fiscal Year
Law Library
Fund 047

ACCOUNT.....	2019-2020 Actual	2020-2021 Estimated Actual	2020-2021 Original Budget	2021-2022 Adopted Budget	% Budget Change
047-435-					
<hr/>					
300 SUPPLIES					
311 BOOKS & SUBSCRIPTIONS	\$510	\$500	\$4,000	\$4,000	0.0%
397 SUPPLIES SUBTOTAL	<hr/> 510	<hr/> 500	<hr/> 4,000	<hr/> 4,000	<hr/> 0.0%
400 OTHER SERVICES & CHARGES					
420 POSTAGE & FREIGHT	0	0	0	0	0.0%
451 CONTRACT LABOR	0	0	0	0	0.0%
493 LAW LIBRARY FUNDING	10,000	10,000	10,000	10,000	0.0%
497 OTHER SERVICES & CHARGES SUBTOTAL	<hr/> 10,000	<hr/> 10,000	<hr/> 10,000	<hr/> 10,000	<hr/> 0.0%
500 CAPITAL OUTLAY					
570 OFFICE FURNITURE & EQUIPMENT	0	0	0	0	0.0%
597 CAPITAL OUTLAY SUBTOTAL	<hr/> 0	<hr/> 0	<hr/> 0	<hr/> 0	<hr/> 0.0%
900 TRANSFERS OUT					
912 TO GENERAL FUND 012	10,000	10,000	10,000	10,000	0.0%
997 TRANSFERS OUT SUBTOTAL	<hr/> 10,000	<hr/> 10,000	<hr/> 10,000	<hr/> 10,000	<hr/> 0.0%
TOTAL APPROPRIATIONS FOR FUND 047	<hr/> \$20,510	<hr/> \$20,500	<hr/> \$24,000	<hr/> \$24,000	<hr/> 0.0%

*Fund Balance will be utilized for expenses.

BEE COUNTY, TEXAS
Budgeted Revenues for the 2021-2022 Fiscal Year
Refunding Bonds 2012 & 2017 Interest & Sinking
Fund 060

ACCOUNT..... 060-	2019-2020 Actual	2020-2021 Estimated Actual	2020-2021 Original Budget	2021-2022 Adopted Budget	% Budget Change
TAXES					
310-110 CURRENT AD VALOREM TAXES	\$1,552,065	\$1,835,000	\$1,933,692	\$1,927,300	-0.3%
310-115 PENALTY & INTEREST ON CURRENT	12,638	21,800	20,000	19,000	-5.0%
310-120 DELINQUENT TAXES	15,188	37,065	22,000	25,000	13.6%
310-125 PENALTY & INTEREST/DELINQUENT TAXES	8,190	12,300	8,000	8,000	0.0%
310-000 TOTAL TAXES	1,588,081	1,906,165	1,983,692	1,979,300	-0.2%
MISCELLANEOUS REVENUES					
350-100 SERIES 2020 BONDS	2,955,219	0	0	0	0.0%
361-100 INTEREST REVENUE	11,188	8,450	8,000	7,000	-12.5%
361-000 TOTAL MISCELLANEOUS REVENUES	2,966,406	8,450	8,000	7,000	-12.5%
TOTAL REVENUES FOR FUND 047	\$4,554,487	\$1,914,615	\$1,991,692	\$1,986,300	-0.3%

BEE COUNTY, TEXAS
Budgeted Appropriations for the 2021-2022 Fiscal Year
Refunding Bonds 2012 & 2017 Interest & Sinking
Fund 060

ACCOUNT.....	2019-2020 Actual	2020-2021 Estimated Actual	2020-2021 Original Budget	2021-2022 Adopted Budget	% Budget Change
060-600-					
<hr/>					
400 OTHER SERVICES & CHARGES					
418 PROFESSIONAL SERVICES	\$70,316	\$3,500	\$3,500	\$3,500	0.0%
497 OTHER SERVICES & CHARGES SUBTOTAL	<hr/> 70,316	<hr/> 3,500	<hr/> 3,500	<hr/> 3,500	<hr/> 0.0%
600 DEBT SERVICE					
620 SERIAL BONDS/PRINCIPAL	950,000	935,000	935,000	975,000	4.3%
660 SERIAL BONDS/INTEREST	1,017,838	1,053,192	1,053,192	1,007,800	-4.3%
690 PAYING AGENT FEES	0	0	0	0	0.0%
896 ESCROW AGENT USAGE	2,931,288	0	0	0	0.0%
697 TOTAL DEBT SERVICE	<hr/> 4,899,125	<hr/> 1,988,192	<hr/> 1,988,192	<hr/> 1,982,800	<hr/> -0.3%
TOTAL APPROPRIATIONS FOR FUND 060	<hr/> \$4,969,441	<hr/> \$1,991,692	<hr/> \$1,991,692	<hr/> \$1,986,300	<hr/> -0.3%

BEE COUNTY, TEXAS
Budgeted Revenues for the 2021-2022 Fiscal Year
Tax Increment Fund (TIF)
Fund 069

ACCOUNT.....	2019-2020	2020-2021	2020-2021	2021-2022	% Budget
069-	Actual	Estimated	Original	Adopted	Change
		Actual	Budget	Budget	
.....					
TAXES					
310-110 TIF TAXES	\$1,306	\$600	\$1,500	\$500	-66.7%
310-000 TOTAL TAXES	1,306	600	1,500	500	-66.7%
 TOTAL REVENUES FOR FUND 069	\$1,306	\$600	\$1,500	\$500	-66.7%

BEE COUNTY, TEXAS
Budgeted Appropriations for the 2021-2022 Fiscal Year
Tax Increment Fund (TIF)
Fund 069

ACCOUNT.....	2019-2020	2020-2021	2020-2021	2021-2022	% Budget
069-646-	Actual	Estimated	Original	Adopted	Change
		Actual	Budget	Budget	
<hr/>					
900 TRANSFERS OUT					
912 TO GENERAL FUND 012	\$39,743	\$8,000	\$8,000	\$1,100	-86.3%
997 TRANSFERS OUT SUBTOTAL	<hr/> 39,743	8,000	8,000	1,100	-86.3%
TOTAL APPROPRIATIONS FOR FUND 069	<hr/> \$39,743	\$8,000	\$8,000	\$1,100	-86.3%

*Fund Balance will be utilized for improvements budgeted in General Fund.

BEE COUNTY, TEXAS
Budgeted Revenues for the 2021-2022 Fiscal Year
County Hotel Occupancy Tax
Fund 070

ACCOUNT.....	2019-2020	2020-2021	2020-2021	2021-2022	% Budget
070-	Actual	Estimated	Original	Adopted	Change
		Actual	Budget	Budget	
CHARGE FOR SERVICES					
340-913 HOTEL OCCUPANCY FEES	\$67,147	\$74,000	\$55,000	\$70,000	27.3%
340-000 TOTAL CHARGE FOR SERVICES	<u>67,147</u>	<u>74,000</u>	<u>55,000</u>	<u>70,000</u>	<u>27.3%</u>
MISCELLANEOUS REVENUE					
361-100 INTEREST REVENUE	415	700	300	400	33.3%
381-100 REFUNDS & SUNDRIES	0	0	0	0	0.0%
360-000 TOTAL MISCELLANEOUS REVENUES	<u>415</u>	<u>700</u>	<u>300</u>	<u>400</u>	<u>33.3%</u>
TRANSFERS IN					
390-112 FROM GENERAL FUND 012	55,218	0	0	0	0.0%
390-000 TOTAL TRANSFERS IN	<u>55,218</u>	<u>0</u>	<u>0</u>	<u>0</u>	<u>0.0%</u>
TOTAL REVENUES FOR FUND 070	<u>\$122,780</u>	<u>\$74,700</u>	<u>\$55,300</u>	<u>\$70,400</u>	<u>27.3%</u>

BEE COUNTY, TEXAS
Budgeted Appropriations for the 2021-2022 Fiscal Year
County Hotel Occupancy Tax
Fund 070

ACCOUNT.....	2019-2020	2020-2021	2020-2021	2021-2022	% Budget
070-673	Actual	Estimated Actual	Original Budget	Adopted Budget	Change
400 OTHER SERVICES & CHARGES					
401 PROFESSIONAL SERVICES	\$0	\$0	\$0	\$0	0.0%
430 ADVERTISING & LEGAL NOTICES	0	0	0	0	0.0%
452 MAINTENANCE & REPAIR/BUILDING	0	0	0	0	0.0%
454 MAINTENANCE OF GROUNDS	0	0	0	0	0.0%
455 MAINTENANCE & REPAIR/EQUIPMENT	0	0	0	0	0.0%
456 EXPO PROJECT EXPENSE	0	0	0	0	0.0%
494 MISCELLANEOUS DONATIONS	0	0	0	0	0.0%
497 OTHER SERVICES & CHARGES SUBTOTAL	0	0	0	0	0.0%
500 CAPTIAL OUTLAY					
531 BUILDING IMPROVEMENTS	126,518	0	55,300	150,000	171.2%
570 OFFICE FUNITURE AND EQUIPMENT	0	0	0	0	0.0%
575 HEAVY EQUIPMENT	0	0	0	0	0.0%
597 CAPITAL OUTLAY SUBTOTAL	126,518	0	55,300	150,000	171.2%
900 TRANSFERS OUT					
912 TO GENERAL FUND 012	0	0	0	0	0.0%
997 TRANSFERS OUT SUBTOTAL	0	0	0	0	0.0%
TOTAL APPROPRIATIONS FOR FUND 070	\$126,518	\$0	\$55,300	\$150,000	171.2%

*Fund Balance will be utilized for expenses.

BEE COUNTY, TEXAS
Budgeted Revenues for the 2021-2022 Fiscal Year
Capital Projects/New Jail
Fund 071

ACCOUNT..... 071-	2019-2020 Actual	2020-2021 Estimated Actual	2020-2021 Original Budget	2021-2022 Adopted Budget	% Budget Change
.....					
MISCELLANEOUS REVENUE					
361-100 INTEREST REVENUE	\$37,439	\$7,400	\$1,000	\$0	-100.0%
360-000 TOTAL MISCELLANEOUS REVENUES	<u>37,439</u>	<u>7,400</u>	<u>1,000</u>	<u>0</u>	<u>-100.0%</u>
TRANSFERS IN					
390-112 FROM GENERAL FUND 012	619,198	587,740	600,000	210,000	-65.0%
390-000 TOTAL TRANSFERS IN	<u>619,198</u>	<u>587,740</u>	<u>600,000</u>	<u>210,000</u>	<u>-65.0%</u>
TOTAL REVENUES FOR FUND 071	<u>\$656,636</u>	<u>\$595,140</u>	<u>\$601,000</u>	<u>\$210,000</u>	<u>-65.1%</u>

BEE COUNTY, TEXAS
Budgeted Appropriations for the 2021-2022 Fiscal Year
Capital Projects/New Jail
Fund 071

ACCOUNT.....	2019-2020	2020-2021	2020-2021	2021-2022	%
071-518	Actual	Estimated	Original	Adopted	Budget
		Actual	Budget	Budget	Change
300 SUPPLIES					
310 OFFICE & OTHER SUPPLIES	\$0	\$0	\$0	\$0	0.0%
334 SMALL FURNITURE/EQUIPMENT	64,693	3,440	0	0	0.0%
353 SMALL EQUIPMENT/SOFTWARE	39,599	0	0	0	0.0%
397 SUPPLIES SUBTOTAL	104,293	3,440	0	0	0.0%
400 OTHER SERVICES & CHARGES					
401 PROFESSIONAL SERVICES	704,019	100,000	0	100,000	100.0%
407 PURCHASED SERVICES	48,137	0	0	0	0.0%
408 UTILITY DEVELOPMENT	1,259	0	0	0	0.0%
418 CONSTRUCTION	0	0	0	0	0.0%
430 ADVERTISING & LEGAL NOTICES	0	0	0	0	0.0%
434 RELOCATON EXPENSES	0	0	0	0	0.0%
452 MAINTENANCE & REPAIR/BUILDING	0	113,000	0	113,000	100.0%
455 MAINTENANCE & REPAIR/EQUIPMENT	0	0	0	0	0.0%
489 LAND LEASE	0	0	0	0	0.0%
497 OTHER SERVICES & CHARGES SUBTOTAL	753,415	213,000	0	213,000	100.0%
500 CAPTIAL OUTLAY					
531 BUILDING IMPROVEMENTS	0	0	0	0	0.0%
550 CONSTRUCTION COSTS	3,073,876	41,485	1,250,000	76,370	-93.9%
570 OFFICE FURNITURE & EQUIPMENT	252,239	0	0	0	0.0%
575 HEAVY EQUIPMENT	0	0	0	150,536	100.0%
577 SMALL EQUIPMENT	29,332	0	0	0	0.0%
680 ISSUANCE FEES	0	0	0	0	0.0%
597 CAPITAL OUTLAY SUBTOTAL	3,355,447	41,485	1,250,000	226,906	-81.8%
900 TRANSFERS OUT					
912 TO GENERAL FUND 012	0	0	0	0	0.0%
997 TRANSFERS OUT SUBTOTAL	0	0	0	0	0.0%
TOTAL APPROPRIATIONS FOR FUND 071	\$4,213,154	\$257,925	\$1,250,000	\$439,906	-64.8%

*Fund Balance will be utlizized for expenses.

BEE COUNTY, TEXAS
Budgeted Revenues for the 2021-2022 Fiscal Year
1874 Jail Restoration Project
Fund 072

ACCOUNT.....	2019-2020	2020-2021	2020-2021	2021-2022	% Budget
072-	Actual	Estimated	Original	Adopted	Change
.....					
MISCELLANUEOUS REVENUE					
361-490 1874 JAIL RESTORATION DONATIONS	\$18	\$0	\$20	\$20	0.0%
360-000 TOTAL MISCELLANEOUS REVENUES	18	0	20	20	0.0%
TOTAL REVENUES FOR FUND 072	\$18	\$0	\$20	\$20	0.0%

BEE COUNTY, TEXAS
Budgeted Revenues for the 2021-2022 Fiscal Year
1874 Jail Restoration Project
Fund 072

ACCOUNT.....	2019-2020	2020-2021	2020-2021	2021-2022	% Budget
072-566	Actual	Estimated	Original	Adopted	Change
		Actual	Budget	Budget	
<hr/>					
300 SUPPLIES					
310 OFFICE & OTHER SUPPLIES	\$0	\$0	\$0	\$0	0.0%
397 SUPPLIES SUBTOTAL	<hr/> 0	<hr/> 0	<hr/> 0	<hr/> 0	<hr/> 0.0%
TOTAL APPROPRIATIONS FOR FUND 072	<hr/> \$0	<hr/> \$0	<hr/> \$0	<hr/> \$0	<hr/> 0.0%

BEE COUNTY, TEXAS
Budgeted Revenues for the 2021-2022 Fiscal Year
Right of Way
Fund 073

ACCOUNT.....	2019-2020	2020-2021	2020-2021	2021-2022	% Budget
073-	Actual	Estimated	Original	Adopted	Change
.....				
MISCELLANEOUS REVENUES					
361-100 INTEREST REVENUE	\$2	\$0	\$5	\$5	0.0%
360-000 TOTAL MISCELLANEOUS REVENUES	2	0	5	5	0.0%
 TOTAL REVENUES FOR FUND 073	\$2	\$0	\$5	\$5	0.0%

BEE COUNTY, TEXAS
Budgeted Appropriations for the 2021-2022 Fiscal Year
Right of Way
Fund 073

ACCOUNT.....	2019-2020	2020-2021	2020-2021	2021-2022	% Budget
073-612	Actual	Estimated	Original	Adopted	Change
		Actual	Budget	Budget	
<hr/>					
400 OTHER SERVICES & CHARGES					
400 LEGAL FEES	\$0	\$0	\$0	\$0	0.0%
413 APPRAISAL FEES	0	0	0	0	0.0%
459 ROADS & BRIDGES/STATE	0	0	0	0	0.0%
497 OTHER SERVICES & CHARGES SUBTOTAL	<hr/> 0	0	0	0	0.0%
500 CAPITAL OUTLAY					
511 RIGHT OF WAY PURCHASE	0	0	0	0	0.0%
597 CAPITAL OUTLAY SUBTOTAL	<hr/> 0	0	0	0	0.0%
900 TRANSFERS OUT					
912 TO GENERAL FUND 012	0	0	0	0	0.0%
920 TO ROAD & BRIDGE OPERATING FUND 020	0	0	0	0	0.0%
997 TRANSFERS OUT SUBTOTAL	<hr/> 0	0	0	0	0.0%
TOTAL APPROPRIATIONS FOR FUND 073	<hr/> \$0	\$0	\$0	\$0	0.0%

BEE COUNTY, TEXAS
Budgeted Revenues for the 2021-2022 Fiscal Year
Coronavirus Relief Fund
Fund 077

ACCOUNT..... 077-	2019-2020 Actual	2020-2021 Estimated Actual	2020-2021 Original Budget	2021-2022 Adopted Budget	% Budget Change
INTERGOVERNMENTAL REVENUES					
330-150 COVID-19 RELIEF FUNDS**	\$210,331	\$841,324	\$0	\$0	0.0%
330-500 FEDERAL GRANT	0	0	0	0	0.0%
360-000 TOTAL INTERGOVERNMENTAL REVENUES	210,331	841,324	0	0	0.0%
MISCELLANEOUS REVENUES					
381-100 INTEREST REVENUE	286	2,090	0	0	0.0%
381-100 REFUNDS & SUNDRIES	11,200	0	0	0	0.0%
360-000 TOTAL MISCELLANEOUS REVENUES	11,486	2,090	0	0	0.0%
TRANSFERS IN					
390-112 FROM GENERAL FUND 012*	0	0	200,000	0	-100.0%
390-000 TOTAL TRANSFERS IN	0	0	200,000	0	-100.0%
TOTAL REVENUES FOR FUND 077	\$221,817	\$843,414	\$200,000	\$0	-100.0%

*For Coronavirus expenditures pending reimbursement.

** Federal Grant

BEE COUNTY, TEXAS
Budgeted Appropriations for the 2021-2022 Fiscal Year
Coronavirus Relief Fund
Fund 077

ACCOUNT.....	2019-2020	2020-2021	2020-2021	2021-2022	%
077-406	Actual	Estimated	Original	Adopted	Budget
		Actual	Budget	Budget	Change
100 PERSONNEL SERVICES					
102 SALARY/COVID RESPONSE	\$1,049	\$7,879	\$27,273	\$0	-100.0%
110 PART TIME HELP	15,824	61,398	23,520	0	-100.0%
116 OVERTIME PAY	1,377	513	1,796	0	-100.0%
197 PERSONNEL SERVICES SUBTOTAL	18,249	69,790	52,589	0	-100.0%
200 PERSONNEL BENEFITS					
201 FICA TAXES	1,395	5,329	4,023	0	-100.0%
202 GROUP MEDICAL INSURANCE	0	2,240	8,964	0	-100.0%
203 RETIREMENT PLAN	242	467	1,615	0	-100.0%
204 WORKERS' COMPENSATION	0	134	200	0	-100.0%
206 UNEMPLOYMENT CONTRIBUTION	38	126	91	0	-100.0%
207 GROUP TERM LIFE	20	38	131	0	-100.0%
208 LIFE INSURANCE	0	17	67	0	-100.0%
209 HALO FLIGHT INSURANCE	0	15	15	0	-100.0%
297 PERSONNEL BENEFITS SUBTOTAL	1,694	8,366	15,106	0	-100.0%
300 SUPPLIES					
310 OFFICE & OTHER SUPPLIES	1,073	1,619	18,075	0	-100.0%
334 MISCELLANEOUS SUPPLIES	37,307	5,903	50,000	0	-100.0%
350 CLEANING SUPPLIES	1,224	0	0	0	0.0%
353 SMALL EQUIPMENT/SOFTWARE	4,709	450	30,000	0	-100.0%
397 SUPPLIES SUBTOTAL	44,313	7,972	98,075	0	-100.0%
400 OTHER SERVICES & CHARGES					
401 PROFESSIONAL SERVICES	0	5,711	0	0	0.0%
410 TESTING & OTHER SERVICES-RAPID	0	23,440	0	0	0.0%
420 POSTAGE & FREIGHT	1,750	400	2,000	0	-100.0%
421 TELEPHONE/DSL	408	18,157	2,000	0	-100.0%
453 MAINTAINENCE & REPAIR/VEHICLES	0	2,651	0	0	0.0%
455 MAINTAINENCE & REPAIR/EQUIPMENT	0	1,065	0	0	0.0%
457 LEA CONNECTIVITY ASSISTANCE	40,333	39,667	0	0	0.0%
497 OTHER SERVICES & CHARGES SUBTOTAL	42,491	91,091	4,000	0	-100.0%
500 CAPITAL OUTLAY					
575 HEAVY EQUIPMENT	65,876	7,320	200,000	0	-100.0%
577 SMALL EQUIPMENT	0	0	0	0	0.0%
997 CAPITAL OUTLAY SUBTOTAL	65,876	7,320	200,000	0	-100.0%
900 TRANSFERS OUT					
912 TO GENERAL FUND 012	0	661,406	0	0	0.0%
997 TRANSFERS OUT SUBTOTAL	0	661,406	0	0	0.0%
TOTAL APPROPRIATIONS FOR FUND 077*	\$172,623	\$845,945	\$369,770	\$0	-100.0%

BEE COUNTY, TEXAS
Budgeted Revenues for the 2021-2022 Fiscal Year
American Rescue Plan (ARP)
Fund 078

ACCOUNT.....	2019-2020	2020-2021	2020-2021	2021-2022	% Budget
078-	Actual	Estimated	Original	Adopted	Change
.....				
INTERGOVERNMENTAL REVENUE					
330-500 FEDERAL GRANT	\$0	\$3,162,685	\$0	\$0	0.0%
360-000 TOTAL INTERGOVERNMENTAL REVENUES	<u>0</u>	<u>3,162,685</u>	<u>0</u>	<u>0</u>	<u>0.0%</u>
MISCELLANEOUS REVENUE					
381-100 INTEREST REVENUE	0	0	0	0	0.0%
381-100 REFUNDS & SUNDRIES	0	0	0	0	0.0%
360-000 TOTAL MISCELLANEOUS REVENUES	<u>0</u>	<u>0</u>	<u>0</u>	<u>0</u>	<u>0.0%</u>
TRANSFERS IN					
390-112 FROM GENERAL FUND 012	0	0	0	0	0.0%
390-000 TOTAL TRANSFERS IN	<u>0</u>	<u>0</u>	<u>0</u>	<u>0</u>	<u>0.0%</u>
TOTAL REVENUES FOR FUND 078*	<u>\$0</u>	<u>\$3,162,685</u>	<u>\$0</u>	<u>\$0</u>	<u>0.0%</u>

*Federal ARP funds were received on 09/07/21.

BEE COUNTY, TEXAS
Budgeted Appropriations for the 2021-2022 Fiscal Year
American Rescue Plan (ARP)
Fund 078

ACCOUNT.....	2019-2020	2020-2021	2020-2021	2021-2022	%
078-406	Actual	Estimated	Original	Adopted	Budget
		Actual	Budget	Budget	Change
100 PERSONNEL SERVICES					
116 OVERTIME PAY	\$0	\$0	\$0	\$800,000	100.0%
197 PERSONNEL SERVICES SUBTOTAL	0	0	0	800,000	100.0%
200 PERSONNEL BENEFITS					
201 FICA TAXES	0	0	0	61,200	100.0%
203 RETIREMENT PLAN	0	0	0	60,400	100.0%
204 WORKERS' COMPENSATION	0	0	0	14,672	100.0%
206 UNEMPLOYMENT CONTRIBUTION	0	0	0	1,280	100.0%
207 GROUP TERM LIFE	0	0	0	3,680	100.0%
297 PERSONNEL BENEFITS SUBTOTAL	0	0	0	141,232	100.0%
300 SUPPLIES					
310 OFFICE & OTHER SUPPLIES	0	0	0	5,000	100.0%
353 SMALL EQUIPMENT/SOFTWARE	0	0	0	110,453	100.0%
397 SUPPLIES SUBTOTAL	0	0	0	115,453	100.0%
400 OTHER SERVICES & CHARGES					
401 PROFESSIONAL SERVICES	0	0	0	500,000	100.0%
407 PURCHASE SERVICES	0	0	0	500,000	100.0%
420 POSTAGE & FREIGHT	0	0	0	1,000	100.0%
452 MAINTENANCE & REPAIR OF BUILDING	0	0	0	100,000	100.0%
455 MAINTENANCE & REPAIR OF EQUIPMENT	0	0	0	5,000	100.0%
497 OTHER SERVICES & CHARGES SUBTOTAL	0	0	0	1,106,000	100.0%
500 CAPITAL OUTLAY					
531 COMPUTER INFRASTRUCTURE	0	0	0	100,000	100.0%
532 BUILDING IMPROVEMENTS	0	0	0	500,000	100.0%
575 HEAVY EQUIPMENT	0	0	0	300,000	100.0%
580 VEHICLES	0	0	0	100,000	100.0%
597 CAPITAL OUTLAY SUBTOTAL	0	0	0	1,000,000	100.0%
TOTAL APPROPRIATIONS FOR FUND 078	\$0	\$0	\$0	\$3,162,685	100.0%

BEE COUNTY, TEXAS
Budgeted Revenues for the 2021-2022 Fiscal Year
Technology
Fund 082

ACCOUNT..... 082-	2019-2020 Actual	2020-2021 Estimated Actual	2020-2021 Original Budget	2021-2022 Adopted Budget	% Budget Change
CHARGES FOR SERVICES					
340-801 JP3 TECH FUND REVENUE	\$3,896	\$3,800	\$5,000	\$3,775	-24.5%
340-802 JP1 TECH FUND REVENUE	1,445	1,700	1,600	1,500	-6.3%
340-803 JP2 TECH FUND REVENUE	1,848	3,250	1,600	2,500	56.3%
340-804 JP4 TECH FUND REVENUE	1,657	1,980	2,400	2,000	-16.7%
340-805 CO CLERK TECH FUND REVENUE	109	130	100	100	0.0%
340-806 DIST CLERK TECH FUND REVENUE	110	85	5,000	100	-98.0%
340-000 TOTAL CHARGES REVENUES	9,064	10,945	15,700	9,975	-36.5%
MISCELLANEOUS REVENUES					
361-100 INTEREST REVENUE	197	150	0	25	100.0%
360-000 TOTAL MISCELLANEOUS REVENUES	197	150	0	25	100.0%
TOTAL REVENUES FOR FUND 082	\$9,261	\$11,095	\$15,700	\$10,000	-36.3%

BEE COUNTY, TEXAS
Budgeted Revenues for the 2021-2022 Fiscal Year
Technology
Fund 082

ACCOUNT.....	2019-2020	2020-2021	2020-2021	2021-2022	% Budget
082-459	Actual	Estimated	Original	Adopted	Change
		Actual	Budget	Budget	
300 SUPPLIES					
310 OFFICE & OTHER SUPPLIES	\$0	\$0	\$0	\$0	0.0%
353 SMALL EQUIPMENT/SOFTWARE	0	0	0	0	0.0%
397 SUPPLIES SUBTOTAL	0	0	0	0	0.0%
400 OTHER SERVICES & CHARGES					
421 TELEPHONE/DSL	0	0	0	0	0.0%
425 TRAVEL, MEALS & LODGING	0	0	0	0	0.0%
426 CONTINUING EDUCATION & DUES	0	0	0	0	0.0%
457 SOFTWARE MAINTENANCE CONTRACT	0	0	0	0	0.0%
497 OTHER SERVICES & CHARGES SUBTOTAL	0	0	0	0	0.0%
500 CAPITAL OUTLAY					
570 OFFICE FURNITURE & EQUIPMENT	0	0	0	0	0.0%
597 CAPITAL OUTLAY SUBTOTAL	0	0	0	0	0.0%
900 TRANSFERS OUT					
912 TO GENERAL FUND 012	15,700	15,700	15,700	10,000	-36.3%
997 TRANSFERS OUT SUBTOTAL	15,700	15,700	15,700	10,000	-36.3%
TOTAL APPROPRIATIONS FOR FUND 082	\$15,700	\$15,700	\$15,700	\$10,000	-36.3%

*Transfer amount to be used in the general fund for partial payment of JP's Netdata contracts.

BEE COUNTY, TEXAS
Budgeted Revenues for the 2021-2022 Fiscal Year
Bee County Health Care II
Fund 083

ACCOUNT..... 083-	2019-2020 Actual	2020-2021 Estimated Actual	2020-2021 Original Budget	2021-2022 Adopted Budget	% Budget Change
MISCELLANEOUS REVENUES					
361-100 INTEREST REVENUE	\$2,157	\$1,970	\$1,500	\$2,000	33.3%
361-101 LEASE PAYMENT INTEREST	204,834	190,783	190,783	175,876	-7.8%
370-200 LEASE PRINCIPAL PAYMENT	230,724	244,776	244,776	259,682	6.1%
381-100 REFUNDS & SUNDRIES	7,439	8,000	7,000	7,500	7.1%
361-100 TOTAL MISCELLANEOUS REVENUES	445,154	445,529	444,059	445,058	0.2%
TRANSFERS IN					
390-112 FROM GENERAL FUND 012	270,000	173,382	289,941	289,442	-0.2%
390-123 FROM HEALTH CARE I FUND 023	0	0	0	0	0.0%
390-000 TOTAL TRANSFERS IN	270,000	173,382	289,941	289,442	-0.2%
TOTAL REVENUES FOR FUND 083	\$715,154	\$618,911	\$734,000	\$734,500	0.1%

BEE COUNTY, TEXAS
Budgeted Appropriations for the 2021-2022 Fiscal Year
Bee County Health Care II
Fund 083

ACCOUNT.....	2019-2020	2020-2021	2020-2021	2021-2022	%
083-692	Actual	Estimated	Original	Adopted	Budget
		Actual	Budget	Budget	Change
400 OTHER SERVICES & CHARGES					
409 INDIGENT CARE*	\$39,958	\$55,000	\$35,000	\$45,000	28.6%
410 INMATE MEDICAL*	75,262	60,000	85,000	80,000	-5.9%
411 INMATE MEDICAL TRANSPORTS*	481	1,000	5,000	4,000	-20.0%
414 AMBULANCE SERVICE/CITY OF BEEVILLE	369,000	369,000	369,000	369,000	0.0%
416 MENTAL HEALTH TRANSPORTS*	13,175	12,400	28,000	25,000	-10.7%
451 CONTRACT SERVICES*	210,000	210,000	210,000	210,000	0.0%
497 OTHER SERVICES & CHARGES SUBTOTAL	707,877	707,400	732,000	733,000	0.1%
700 MISCELLANEOUS					
755 MENTAL HEALTH COMMITMENTS*	1,012	1,000	2,000	1,500	-25.0%
797 MISCELLANEOUS SUBTOTAL	1,012	1,000	2,000	1,500	-25.0%
900 TRANSFERS OUT					
923 TO HEALTH CARE FUND I FUND 023	0	0	0	0	0.0%
997 TRANSFERS OUT SUBTOTAL	0	0	0	0	0.0%
TOTAL APPROPRIATIONS FOR FUND 083	\$708,889	\$708,400	\$734,000	\$734,500	0.1%

*Unfunded Mandate

BEE COUNTY, TEXAS
Budgeted Revenues for the 2021-2022 Fiscal Year
DA Pre Trial Intervention Services
Fund 087

ACCOUNT..... 087-	2019-2020 Actual	2020-2021 Estimated Actual	2020-2021 Original Budget	2021-2022 Adopted Budget	% Budget Change
CHARGES FOR SERVICES					
340-600 DA PRE TRIAL INTERVENTION FEES	\$4,120	\$5,000	\$5,000	\$5,000	0.0%
340-000 TOTAL CHARGES FOR SERVICES	4,120	5,000	5,000	5,000	0.0%
MISCELLANEOUS REVENUE					
361-100 INTEREST REVENUE	350	400	300	300	0.0%
360-000 TOTAL MISCELLANEOUS REVENUES	350	400	300	300	0.0%
TOTAL REVENUES FOR FUND 087	\$4,470	\$5,400	\$5,300	\$5,300	0.0%

BEE COUNTY, TEXAS
Budgeted Appropriations for the 2021-2022 Fiscal Year
DA Pre-Trial Intervention
Fund 087

ACCOUNT.....	2019-2020 Actual	2020-2021 Estimated Actual	2020-2021 Original Budget	2021-2022 Adopted Budget	% Budget Change
087-476-					
<hr/>					
100 PERSONNEL SERVICES					
110 PART TIME HELP	\$0	\$0	\$2,830	\$2,830	0.0%
197 PERSONNEL SERVICES SUBTOTAL	<hr/> 0	<hr/> 0	<hr/> 2,830	<hr/> 2,830	<hr/> 0.0%
 200 PERSONNEL BENEFITS					
201 FICA TAXES	0	0	216	216	0.0%
202 GROUP MEDICAL INSURANCE	0	0	0	0	0.0%
203 RETIREMENT PLAN	0	0	0	0	0.0%
204 WORKERS' COMPENSATION	9	10	9	9	0.0%
206 UNEMPLOYMENT CONTRIBUTION	0	0	6	5	-16.7%
207 GROUP TERM LIFE	0	0	0	0	0.0%
208 LIFE INSURANCE	0	0	0	0	0.0%
297 PERSONNEL BENEFITS SUBTOTAL	<hr/> 9	<hr/> 10	<hr/> 231	<hr/> 230	<hr/> -0.4%
 300 SUPPLIES					
310 OFFICE & OTHER SUPPLIES	0	0	2,239	2,240	0.0%
397 SUPPLIES SUBTOTAL	<hr/> 0	<hr/> 0	<hr/> 2,239	<hr/> 2,240	<hr/> 0.0%
 400 OTHER SERVICES & CHARGES					
401 PROFESSIONAL SERVICES	0	0	0	0	0.0%
479 CONTRACT CLEANING SERVICES	0	0	0	0	0.0%
497 OTHER SERVICES & CHARGES SUBTOTAL	<hr/> 0	<hr/> 0	<hr/> 0	<hr/> 0	<hr/> 0.0%
 TOTAL APPROPRIATIONS FOR FUND 087	<hr/> \$9	<hr/> \$10	<hr/> \$5,300	<hr/> \$5,300	<hr/> 0.0%

BEE COUNTY, TEXAS
Budgeted Revenues for the 2021-2022 Fiscal Year
Child Abuse Prevention
Fund 089

ACCOUNT..... 089-	2019-2020 Actual	2020-2021 Estimated Actual	2020-2021 Original Budget	2021-2022 Adopted Budget	% Budget Change
<hr/>					
MISCELLANEOUS REVENUES					
381-100 CHILD ABUSE PREVENTION FEES	\$109	\$100	\$100	\$100	0.0%
360-000 TOTAL MISCELLANEOUS REVENUES	<hr/> 109	<hr/> 100	<hr/> 100	<hr/> 100	<hr/> 0.0%
 TOTAL REVENUES FOR FUND 089	 <hr/> \$109	 <hr/> \$100	 <hr/> \$100	 <hr/> \$100	 <hr/> 0.0%

BEE COUNTY, TEXAS
Budgeted Revenues for the 2021-2022 Fiscal Year
Child Abuse Prevention
Fund 089

ACCOUNT.....	2019-2020	2020-2021	2020-2021	2021-2022	% Budget
089-465	Actual	Estimated	Original	Adopted	Change
		Actual	Budget	Budget	
<hr/>					
400 OTHER SERVICES & CHARGES					
435 CHILD ABUSE EXPENDITURES	\$0	\$0	\$100	\$100	0.0%
497 OTHER SERVICES & CHARGES SUBTOTAL	<hr/> 0	<hr/> 0	<hr/> 100	<hr/> 100	<hr/> 0.0%
TOTAL APPROPRIATIONS FOR FUND 089	<hr/> \$0	<hr/> \$0	<hr/> \$100	<hr/> \$100	<hr/> 0.0%

BEE COUNTY, TEXAS
Budgeted Revenues for the 2021-2022 Fiscal Year
Dist Clerk/OAG Child Support
Fund 090

ACCOUNT.....	2019-2020	2020-2021	2020-2021	2021-2022	% Budget
090-	Actual	Estimated	Original	Adopted	Change
.....	Actual	Budget	Budget
CHARGES FOR SERVICES					
340-700 CHILD SUPPORT COLLECTION FEES	\$0	\$0	\$0	\$0	0.0%
340-710 DRO FEES	2,047	2,000	2,000	2,000	0.0%
340-000 TOTAL CHARGES FOR SERVICES	2,047	2,000	2,000	2,000	0.0%
MISCELLANEOUS REVENUES					
361-100 INTEREST REVENUE	38	40	30	30	0.0%
360-000 TOTAL MISCELLANEOUS REVENUES	38	40	30	30	0.0%
TOTAL REVENUES FOR FUND 090	\$2,085	\$2,040	\$2,030	\$2,030	0.0%

BEE COUNTY, TEXAS
Budgeted Appropriations for the 2021-2022 Fiscal Year
Dist. Clerk /OAG Child Support
Fund 090

ACCOUNT.....	2019-2020 Actual	2020-2021 Estimated Actual	2020-2021 Original Budget	2021-2022 Adopted Budget	% Budget Change
090-450-					
<hr/>					
100 PERSONNEL SERVICES					
110 PART TIME HELP	\$0	\$0	\$1,000	\$1,000	0.0%
197 PERSONNEL SERVICES SUBTOTAL	<hr/> 0	<hr/> 0	<hr/> 1,000	<hr/> 1,000	<hr/> 0.0%
 200 PERSONNEL BENEFITS					
201 FICA TAXES	0	0	77	77	0.0%
202 GROUP MEDICAL INSURANCE	0	0	0	0	0.0%
203 RETIREMENT PLAN	0	0	0	0	0.0%
204 WORKERS' COMPENSATION	3	3	3	3	0.0%
206 UNEMPLOYMENT CONTRIBUTION	0	0	2	2	0.0%
207 GROUP TERM LIFE	0	0	0	0	0.0%
208 LIFE INSURANCE	0	0	0	0	0.0%
297 PERSONNEL BENEFITS SUBTOTAL	<hr/> 3	<hr/> 3	<hr/> 82	<hr/> 82	<hr/> 0.0%
 300 SUPPLIES					
310 OFFICE & OTHER SUPPLIES	1,822	1,000	948	948	0.0%
397 SUPPLIES SUBTOTAL	<hr/> 1,822	<hr/> 1,000	<hr/> 948	<hr/> 948	<hr/> 0.0%
 400 OTHER SERVICES & CHARGES					
425 TRAVEL, MEALS & LODGING	0	0	0	0	0.0%
497 OTHER SERVICES & CHARGES SUBTOTAL	<hr/> 0	<hr/> 0	<hr/> 0	<hr/> 0	<hr/> 0.0%
 500 CAPITAL OUTLAY					
570 OFFICE FURNITURE & EQUIPMENT	0	0	0	0	0.0%
597 CAPITAL OUTLAY SUBTOTAL	<hr/> 0	<hr/> 0	<hr/> 0	<hr/> 0	<hr/> 0.0%
 900 TRANSFERS OUT					
990 TO OAG CHILD SUPPORT FUND 090	0	0	0	0	0.0%
997 TRANSFERS OUT SUBTOTAL	<hr/> 0	<hr/> 0	<hr/> 0	<hr/> 0	<hr/> 0.0%
 TOTAL APPROPRIATIONS FOR FUND 090	<hr/> <hr/> \$1,825	<hr/> <hr/> \$1,003	<hr/> <hr/> \$2,030	<hr/> <hr/> \$2,030	<hr/> <hr/> 0.0%

BEE COUNTY, TEXAS
Budgeted Revenues for the 2021-2022 Fiscal Year
County Attorney Hot Check
Fund 091

ACCOUNT.....	2019-2020	2020-2021	2020-2021	2021-2022	% Budget
091-	Actual	Estimated	Original	Adopted	Change
		Actual	Budget	Budget	
CHARGES FOR SERVICES					
340-300 HOT CHECK FUND	\$3,656	\$4,300	\$5,000	\$4,000	-20.0%
340-000 TOTAL CHARGES FOR SERVICES	3,656	4,300	5,000	4,000	-20.0%
MISCELLANEOUS REVENUE					
361-100 INTEREST REVENUE/HOT CHECK FUND	66	75	30	40	33.3%
360-000 TOTAL MISCELLANEOUS REVENUES	66	75	30	40	33.3%
TOTAL REVENUES FOR FUND 091	\$3,722	\$4,375	\$5,030	\$4,040	-19.7%

BEE COUNTY, TEXAS
Budgeted Appropriations for the 2021-2022 Fiscal Year
County Attorney Hot Check
Fund 091

ACCOUNT.....	2019-2020 Actual	2020-2021 Estimated Actual	2020-2021 Original Budget	2021-2022 Adopted Budget	% Budget Change
091-695-					
<hr/>					
100 PERSONNEL SERVICES					
110 PART TIME HELP	\$0	\$0	\$0	\$0	0.0%
197 PERSONNEL SERVICES SUBTOTAL	<hr/> 0	<hr/> 0	<hr/> 0	<hr/> 0	<hr/> 0.0%
200 PERSONNEL BENEFITS					
201 FICA TAXES	0	0	0	0	0.0%
202 GROUP MEDICAL INSURANCE	0	0	0	0	0.0%
203 RETIREMENT PLAN	0	0	0	0	0.0%
204 WORKERS' COMPENSATION	0	0	0	0	0.0%
206 UNEMPLOYMENT CONTRIBUTION	0	0	0	0	0.0%
207 GROUP TERM LIFE	0	0	0	0	0.0%
208 LIFE INSURANCE	0	0	0	0	0.0%
297 PERSONNEL BENEFITS SUBTOTAL	<hr/> 0	<hr/> 0	<hr/> 0	<hr/> 0	<hr/> 0.0%
300 SUPPLIES					
310 OFFICE & OTHER SUPPLIES	0	0	230	240	4.3%
397 SUPPLIES SUBTOTAL	<hr/> 0	<hr/> 0	<hr/> 230	<hr/> 240	<hr/> 4.3%
400 OTHER SERVICES & CHARGES					
426 CONTINUING EDUCATION & DUES	0	0	0	0	0.0%
434 VENDOR PAYOUTS	1,925	2,500	4,800	3,800	-20.8%
435 COURTS COSTS	0	0	0	0	0.0%
451 CONTRACT LABOR	0	0	0	0	0.0%
455 MAINTENANCE & REPAIR/EQUIPMENT	0	0	0	0	0.0%
497 OTHER SERVICES & CHARGES SUBTOTAL	<hr/> 1,925	<hr/> 2,500	<hr/> 4,800	<hr/> 3,800	<hr/> -20.8%
500 CAPITAL OUTLAY					
570 OFFICE FURNITURE & EQUIPMENT	0	0	0	0	0.0%
597 CAPITAL OUTLAY SUBTOTAL	<hr/> 0	<hr/> 0	<hr/> 0	<hr/> 0	<hr/> 0.0%
900 TRANSFERS OUT					
912 TO GENERAL FUND 012	0	0	0	0	0.0%
997 TRANSFERS OUT SUBTOTAL	<hr/> 0	<hr/> 0	<hr/> 0	<hr/> 0	<hr/> 0.0%
TOTAL APPROPRIATIONS FOR FUND 091	<hr/> \$1,925	<hr/> \$2,500	<hr/> \$5,030	<hr/> \$4,040	<hr/> -19.7%

BEE COUNTY, TEXAS
Budgeted Revenues for the 2021-2022 Fiscal Year
County Attorney PTS/PTD
Fund 093

ACCOUNT.....	2019-2020	2020-2021	2020-2021	2021-2022	% Budget
093-	Actual	Estimated	Original	Adopted	Change
		Actual	Budget	Budget	
CHARGES FOR SERVICES					
340-300 PTS/PTD FEES	\$9,247	\$15,000	\$11,725	\$0	-100.0%
340-350 COMMUNITY SERVICE	0	0	0	0	0.0%
340-000 TOTAL CHARGES FOR SERVICES	<u>9,247</u>	<u>15,000</u>	<u>11,725</u>	<u>0</u>	<u>-100.0%</u>
MISCELLANEOUS REVENUE					
361-100 INTEREST REVENUE	160	150	200	200	0.0%
360-000 TOTAL MISCELLANEOUS REVENUES	<u>160</u>	<u>150</u>	<u>200</u>	<u>200</u>	<u>0.0%</u>
TOTAL REVENUES FOR FUND 093	<u>\$9,407</u>	<u>\$15,150</u>	<u>\$11,925</u>	<u>\$200</u>	<u>-98.3%</u>

BEE COUNTY, TEXAS
Budgeted Appropriations for the 2021-2022 Fiscal Year
County Attorney PTS/PTD
Fund 093

ACCOUNT.....	2019-2020	2020-2021	2020-2021	2021-2022	% Budget
093-450-	Actual	Estimated	Original	Adopted	Change
		Actual	Budget	Budget	
100 PERSONNEL SERVICES					
110 PART TIME HELP	\$3,870	\$0	\$0	\$0	0.0%
116 COMP TIME PAY OUT	0	0	0	0	0.0%
197 PERSONNEL SERVICES SUBTOTAL	3,870	0	0	0	0.0%
200 PERSONNEL BENEFITS					
201 FICA TAXES	296	0	0	0	0.0%
202 GROUP MEDICAL INSURANCE	0	0	0	0	0.0%
203 RETIREMENT PLAN	0	0	0	0	0.0%
204 WORKERS' COMPENSATION	10	0	0	0	0.0%
206 UNEMPLOYMENT CONTRIBUTION	10	0	0	0	0.0%
207 GROUP TERM LIFE	0	0	0	0	0.0%
208 LIFE INSURANCE	0	0	0	0	0.0%
297 PERSONNEL BENEFITS SUBTOTAL	316	0	0	0	0.0%
300 SUPPLIES					
310 OFFICE & OTHER SUPPLIES	96	120	400	200	-50.0%
397 SUPPLIES SUBTOTAL	96	120	400	200	-50.0%
400 OTHER SERVICES & CHARGES					
434 COMM SERVICE-VENDOR PAYOUT	1,247	2,000	950	0	-100.0%
451 CONTRACT LABOR	0	0	0	0	0.0%
461 COPIER LEASE	0	0	0	0	0.0%
497 OTHER SERVICES & CHARGES SUBTOTAL	1,247	2,000	950	0	-100.0%
500 CAPITAL OUTLAY					
570 OFFICE FURNITURE & EQUIPMENT	0	0	0	0	0.0%
597 CAPITAL OUTLAY SUBTOTAL	0	0	0	0	0.0%
900 TRANSFERS OUT					
912 TO GENERAL FUND 012*	13,100	12,386	12,386	11,500	-7.2%
997 TRANSFERS OUT SUBTOTAL	13,100	12,386	12,386	11,500	-7.2%
TOTAL APPROPRIATIONS FOR FUND 093	\$18,629	\$14,506	\$13,736	\$11,700	-14.8%

*Transfer to be utilized by Cty. Atty. #475 budget to assist with office supplies, online services, travel, cont. ed. & dues and copier lease expenses.
Fund Balance will be utilized for expenses.

BEE COUNTY, TEXAS
Budgeted Revenues for the 2021-2022 Fiscal Year
Group Health Insurance
Fund 095

ACCOUNT.....	2019-2020	2020-2021	2020-2021	2021-2022	% Budget
095-	Actual	Estimated	Original	Adopted	Change
		Actual	Budget	Budget	
MISCELLANEOUS REVENUES					
361-100 INTEREST REVENUE	\$789	\$900	\$800	\$800	0.0%
381-100 REFUNDS (COUNTY)	5,668	0	0	0	0.0%
381-230 COUNTY CONTRIBUTIONS	1,487,255	1,475,225	1,400,000	1,479,200	5.7%
381-250 DEPENDENT/RETIRED/COBRA	202,075	225,530	190,000	225,500	18.7%
360-000 TOTAL MISCELLANEOUS REVENUES	1,695,787	1,701,655	1,590,800	1,705,500	7.2%
TRANSFERS IN					
390-112 FROM GENERAL FUND 012	80,000	135,000	95,000	95,000	0.0%
390-000 TOTAL TRANSFERS IN	80,000	135,000	95,000	95,000	0.0%
TOTAL REVENUES FOR FUND 095	\$1,775,787	\$1,836,655	\$1,685,800	\$1,800,500	6.8%

BEE COUNTY, TEXAS
Budgeted Appropriations for the 2021-2022 Fiscal Year
Group Health Insurance
Fund 095

ACCOUNT.....	2019-2020	2020-2021	2020-2021	2021-2022	% Budget
095-695	Actual	Estimated Actual	Original Budget	Adopted Budget	Change
400 OTHER SERVICES & CHARGES					
500 COUNTY MEDICAL CLAIMS	\$0	\$0	\$0	\$0	0.0%
501 COUNTY PRESCRIPTION CLAIMS	0	0	0	0	0.0%
502 COUNTY DENTAL CLAIMS	0	0	0	0	0.0%
503 COUNTY VISION CLAIMS	0	0	0	0	0.0%
504 COUNTY MEDICAL INSURANCE PREMIUMS	1,662,457	1,809,005	1,674,300	1,789,000	6.9%
505 COUNTY LIFE INSURANCE	11,028	11,044	11,500	11,500	0.0%
506 COUNTY MISCELLANEOUS CLAIMS	0	0	0	0	0.0%
507 IRS PCORI FEE	0	0	0	0	0.0%
508 TRANSITIONAL RE-INS FEE	0	0	0	0	0.0%
509 FLEX PLAN DEFICIT	0	0	0	0	0.0%
510 RUN OUT SERVICES	0	0	0	0	0.0%
700 BCAA MEDICAL CLAIMS	0	0	0	0	0.0%
701 BCAA PRESCRIPTION CLAIMS	0	0	0	0	0.0%
702 BCAA DENTAL CLAIMS	0	0	0	0	0.0%
703 BCAA VISION CLAIMS	0	0	0	0	0.0%
704 BCAA INSURANCE PREMIUMS	0	0	0	0	0.0%
705 BCAA LIFE INSURANCE	0	0	0	0	0.0%
400 OTHER SERVICES & CHARGES SUBTOTAL	1,673,485	1,820,049	1,685,800	1,800,500	6.8%
900 TRANSFERS OUT					
912 TO GENERAL FUND 012	0	0	0	0	0.0%
918 TO PAYROLL FUND 019	0	0	0	0	0.0%
997 TRANSFERS OUT SUBTOTAL	0	0	0	0	0.0%
TOTAL APPROPRIATIONS FOR FUND 095	\$1,673,485	\$1,820,049	\$1,685,800	\$1,800,500	6.8%

**BEE COUNTY, TEXAS
FY'22 ADOPTED SALARY SCHEDULE**

9/13/2021
9:37 AM

DEPT. POSITION	SALARY FOR 10/1/2021	ADOPTED FY'22 SALARY	TRAVEL	OTHER	PART-TIME HELP	TOTAL SALARY & ALLOW.	TOTAL DEPT. BUDGET
COMMISSIONERS COURT							
DEPT. 401:							
1 COUNTY JUDGE*	56,930		2,200	29,870		89,000	
2 COMMISSIONER PCT #1	45,980		3,300	720		50,000	
3 COMMISSIONER PCT #2	45,980		3,300	720		50,000	
4 COMMISSIONER PCT #3	45,980		3,300	720		50,000	
5 COMMISSIONER PCT #4	45,980		3,300	720		50,000	
6 EXECUTIVE ASSISTANT	40,000					40,000	
7 ADMINISTRATIVE ASSISTANT	29,000					29,000	
LONGEVITY				1,120		1,120	
PHONE ALLOWANCE (\$720.00 per Court Member - in "OTHER")							
*County Judge paid \$3,950 from Juvenile Board (Dept. 570) & \$25,200 State Supplement			(3,950)			(3,950)	355,170
COUNTY CLERK							
DEPT. 403:							
1 COUNTY CLERK	49,420		1,080			50,500	
2 CHIEF DEPUTY	37,870					37,870	
3 DEPUTY	30,928					30,928	
4 DEPUTY	28,390					28,390	
5 DEPUTY	27,423					27,423	
6 DEPUTY	26,954					26,954	
7 DEPUTY	26,441					26,441	
LONGEVITY				2,305		2,305	230,811
VETERANS SERVICES							
DEPT. 405:							
1 VETERANS SERVICE OFFICER	30,166	10,200				10,200	
LONGEVITY				475		475	
70% charged to Community Affairs Dept. 631.	(23,800)						10,675
EMERGENCY MANAGEMENT							
DEPT. 406:							
1 ADA-SAFETY COORDINATOR	28,810					28,810	
2 DEPUTY COORDINATOR	27,273			720		27,993	
LONGEVITY				211		211	
PHONE ALLOWANCE (in other)							57,014
RISK MANAGEMENT							
DEPT. 407:							
1 RISK MGMT. COORDINATOR	6,758					6,758	
2 COVID MITIGATION	35,568					35,568	
LONGEVITY				454		454	
PHONE ALLOWANCE (in other)							42,780
NON-DEPARTMENTAL							
DEPT. 409:							
1 OVERTIME PAY				10,000		10,000	10,000
COUNTY COURT							
DEPT. 426:							
1 COURT COORDINATOR	29,219					29,219	
LONGEVITY				160		160	29,379
HUMAN RESOURCES							
DEPT. 427:							
1 HR DIRECTOR	49,726					49,726	
2 HR ASSISTANT	33,116					33,116	
LONGEVITY				970		970	83,812

**BEE COUNTY, TEXAS
FY'22 ADOPTED SALARY SCHEDULE**

9/13/2021
9:37 AM

DEPT. POSITION	SALARY FOR 10/1/2021	ADOPTED FY'22 SALARY	TRAVEL	OTHER	PART-TIME HELP	TOTAL SALARY & ALLOW.	TOTAL DEPT. BUDGET
INFORMATION TECHNOLOGY							
DEPT. 428:							
1 IT DIRECTOR	53,103			720		53,823	
2 IT TECHNICIAN	31,000	500				31,500	
3 IT TECHNICIAN		31,000				31,000	
PHONE ALLOWANCE (in other)							
LONGEVITY				1,160		1,160	117,483
DISTRICT COURT							
DEPT. 435:							
1 VISITING COURT REPORTERS					6,500	6,500	6,500
DISTRICT CLERK							
DEPT. 450:							
1 DISTRICT CLERK	50,920		1,080			52,000	
2 CHIEF DEPUTY	35,614					35,614	
3 DEPUTY	28,214					28,214	
4 DEPUTY	28,213					28,213	
5 DEPUTY	28,213					28,213	
6 DEPUTY	27,672					27,672	
7 DEPUTY	26,088					26,088	
PART-TIME HELP					16,588	16,588	
LONGEVITY				2,580		2,580	245,182
JUSTICE OF THE PEACE PCT. 3							
DEPT. 455:							
1 JUSTICE OF THE PEACE PCT. 3	30,330		3,200	720		34,250	
2 COURT CLERK	29,163					29,163	
3 COURT CLERK	27,645					27,645	
LONGEVITY				1,800		1,800	
PHONE ALLOWANCE (in other)							92,858
JUSTICE OF THE PEACE PCT. 1							
DEPT. 456:							
1 JUSTICE OF THE PEACE PCT. 1	30,330		3,200	720		34,250	
2 COURT CLERK	28,395					28,395	
PART-TIME HELP					16,588	16,588	
LONGEVITY				205		205	
PHONE ALLOWANCE (in other)							79,438
JUSTICE OF THE PEACE PCT. 2							
DEPT. 457:							
1 JUSTICE OF THE PEACE PCT. 2	30,330		3,200	0		33,530	
2 COURT CLERK	28,395					28,395	
PART-TIME HELP					16,588	16,588	
PHONE ALLOWANCE (in other)							
LONGEVITY				0		0	78,513
JUSTICE OF THE PEACE PCT. 4							
DEPT. 458:							
1 JUSTICE OF THE PEACE PCT. 4	30,330		3,200	720		34,250	
2 COURT CLERK	28,395					28,395	
PART-TIME HELP					16,588	16,588	
LONGEVITY				265		265	
PHONE ALLOWANCE (in other)							79,498

**BEE COUNTY, TEXAS
FY'22 ADOPTED SALARY SCHEDULE**

9/13/2021
9:37 AM

DEPT. POSITION	SALARY FOR 10/1/2021	ADOPTED FY'22 SALARY	TRAVEL	OTHER	PART-TIME HELP	TOTAL SALARY & ALLOW.	TOTAL DEPT. BUDGET
COUNTY ATTORNEY							
DEPT. 475:							
1 COUNTY ATTORNEY*	46,492		2,200	28,000		76,692	
2 LEGAL ASSISTANT II	33,483					33,483	
3 LEGAL ASSISTANT I	28,617					28,617	
4 ASSISTANT COUNTY ATTORNEY	55,000					55,000	
LONGEVITY				495		495	194,287
*County Attorney paid \$28,000 State Supplement							
VICTIMS ASSISTANCE							
DEPT. 477:							
1 FAMILY JUSTICE PARALEGAL	40,587					40,587	
LONGEVITY				1,205		1,205	41,792
ELECTIONS							
DEPT. 490:							
1 ELECTIONS ADMINISTRATOR	40,000	1,000		720		41,720	
2 ELECTIONS CLERK	26,000					26,000	
ELECTION JUDGES/CLERKS					500	500	
TRAVEL ALLOWANCE (in other)				2,000		2,000	
PART-TIME HELP					16,588	16,588	
LONGEVITY				525		525	87,333
PHONE ALLOWANCE (in other)							
COUNTY AUDITOR							
DEPT. 495:							
1 AUDITOR	82,806		840			83,646	
2 1ST ASSISTANT AUDITOR	45,239	900				46,139	
3 2ND ASSIST. AUDITOR/REVENUE	37,688					37,688	
4 ASST. INTERNAL AUDITOR	33,500					33,500	
5 ASST. ACCTS. PAYABLE AUDITOR II	32,196					32,196	
6 ASST. ACCTS. PAYABLE AUDITOR I	29,000					29,000	
7 ASST. AUDITOR RECEPTION		29,000				29,000	
8 ASST. AUD. GRANT ADMIN./WRITER	38,950					38,950	
LONGEVITY				3,650		3,650	333,769
TAX ASSESSOR/COLLECTOR							
DEPT. 497 & 499:							
1 TAX ASSESSOR - COLLECTOR	49,920		1,080			51,000	
2 CHIEF DEPUTY	32,482					32,482	
3 DEPUTY CLERK - TAX LEAD	31,523					31,523	
4 DEPUTY - MV LEAD	32,039					32,039	
5 DEPUTY - BOOKKEEPER	33,682					33,682	
6 DEPUTY	27,360					27,360	
7 DEPUTY	29,465					29,465	
8 DEPUTY	27,360					27,360	
9 DEPUTY	27,360					27,360	
LONGEVITY				935		935	293,206
MAINTENANCE/CUSTODIAL							
DEPT. 513:							
1 MAINTENANCE SUPERVISOR	36,843	2,437		720		40,000	
2 MAINTENANCE ASST. SUPERVISOR	32,000					32,000	
3 MAINTENANCE	28,441	492				28,933	
4 MAINTENANCE	28,441	492				28,933	
5 CUSTODIAN	25,919					25,919	
PART-TIME HELP					16,588	16,588	
LONGEVITY				1,140		1,140	
PHONE ALLOWANCE (in other - Maintenance Supervisor)							173,513

**BEE COUNTY, TEXAS
FY'22 ADOPTED SALARY SCHEDULE**

9/13/2021
9:37 AM

DEPT. POSITION	SALARY FOR 10/1/2021	ADOPTED FY'22 SALARY	TRAVEL	OTHER	PART-TIME HELP	TOTAL SALARY & ALLOW.	TOTAL DEPT. BUDGET
CONSTABLE PRECINCT 1							
DEPT. 550:							
1 CONSTABLE PRECINCT 1 PHONE ALLOWANCE (in other)	6,680		2,850	720		10,250	10,250
CONSTABLE PRECINCT 3							
DEPT. 551:							
1 CONSTABLE PRECINCT 3 PHONE ALLOWANCE (in other)	6,680		2,850	720		10,250	10,250
CONSTABLE PRECINCT 2							
DEPT. 552:							
1 CONSTABLE PRECINCT 2 PHONE ALLOWANCE (in other)	6,680		2,850	720		10,250	10,250
CONSTABLE PRECINCT 4							
DEPT. 553:							
1 CONSTABLE PRECINCT 4 PHONE ALLOWANCE (in other)	6,680		2,850	720		10,250	10,250
911 ADDRESSING							
DEPT. 564:							
SGT. DISPATCHER*	18,700					18,700	
DISPATCHER**	7,350					7,350	26,050
*one half Sgt. Dispatcher charged to Sheriff-565							
** 75% Dispatcher charged to Sheriff-565							
SHERIFF							
DEPT. 565:							
DEPUTIES: (Clothing Allowance \$90 per month)							
1 SHERIFF	54,920	5,080		1,080		61,080	
2 CHIEF DEPUTY	49,726			1,080		50,806	
3 LT. INVESTIGATOR	45,423			1,080		46,503	
4 SGT. INVESTIGATOR	41,686			1,080		42,766	
5 SGT. INVESTIGATOR	41,686			1,080		42,766	
6 SGT. INVESTIGATOR	41,686			1,080		42,766	
7 PATROL COMMANDER	45,423			1,080		46,503	
8 SGT. PATROL DEPUTY	41,686			1,080		42,766	
9 SGT. PATROL DEPUTY	41,686			1,080		42,766	
10 SGT. PATROL DEPUTY	41,686			1,080		42,766	
11 PATROL DEPUTY #1	37,183			1,080		38,263	
12 PATROL DEPUTY #2	35,420			1,080		36,500	
13 PATROL DEPUTY #3	35,420			1,080		36,500	
14 PATROL DEPUTY #4	34,702			1,080		35,782	
15 PATROL DEPUTY #5	34,702			1,080		35,782	
16 PATROL DEPUTY #6	34,702			1,080		35,782	
17 PATROL DEPUTY #7	34,702			1,080		35,782	
18 PATROL DEPUTY #8	34,702			1,080		35,782	
19 WARRANT DEPUTY #1	37,712			1,080		38,792	
20 WARRANT DEPUTY #2	38,594			1,080		39,674	
21 MAINTENANCE/CUSTODIAN	28,933			720		29,653	
22 EVIDENCE CLERK	32,413			0		32,413	
DISPATCHERS: (Clothing Allowance \$50 per month)							
23 SGT. DISPATCHER*	35,712	1,688		600		38,000	
24 DISPATCHER II**	28,024	1,376		600		30,000	
25 DISPATCHER	28,024	1,376		600		30,000	
26 DISPATCHER	27,745	1,655		600		30,000	
27 DISPATCHER	27,745	1,655		600		30,000	
28 DISPATCHER	27,745	1,655		600		30,000	
29 DISPATCHER	27,745	1,655		600		30,000	
30 DISPATCHER	27,745	1,655		600		30,000	
31 DISPATCHER	27,745	1,655		600		30,000	
*one half Sgt. Dispatcher charged to 911 ac (18,700)							
** 25% Dispatcher charged to 911 addressi (7,350)							
32 ADMINISTRATIVE ASSISTANT	43,423					43,423	
PART-TIME HELP					33,696	33,696	
HOLIDAY PAY				53,000		53,000	
LONGEVITY				14,965		14,965	
CLOTHING ALLOWANCE				1,080		1,080	1,290,307

**BEE COUNTY, TEXAS
FY'22 ADOPTED SALARY SCHEDULE**

9/13/2021
9:37 AM

DEPT. POSITION	SALARY FOR 10/1/2021	ADOPTED FY'22 SALARY	TRAVEL	OTHER	PART- TIME HELP	TOTAL SALARY & ALLOW.	TOTAL DEPT. BUDGET
CORRECTIONAL FACILITY							
DEPT. 566:							
(Clothing Allowance \$60 per month)							
1 JAIL ADMINISTRATOR	46,756			720		47,476	
2 JAIL LIEUTENANT	39,883			720		40,603	
3 JAIL SARGEANT	35,712	1,568		720		38,000	
4 CORPORAL #1	32,780			720		33,500	
5 CORPORAL #2	32,780			720		33,500	
6 CORPORAL #3	32,780			720		33,500	
7 CORPORAL #4	32,780			720		33,500	
8 JAILER #1	29,446			720		30,166	
9 JAILER #2	29,446			720		30,166	
10 JAILER #3	29,446			720		30,166	
11 JAILER #4	29,446			720		30,166	
12 JAILER #5	29,446			720		30,166	
13 JAILER #6	29,446			720		30,166	
14 JAILER #7	29,446			720		30,166	
15 JAILER #8	29,446			720		30,166	
16 JAILER #9	29,446			720		30,166	
17 JAILER #10	29,446			720		30,166	
18 JAILER #11	29,446			720		30,166	
19 JAILER #12	29,446			720		30,166	
20 JAILER #13	29,446			720		30,166	
21 JAILER #14	29,446			720		30,166	
22 JAILER #15	29,446			720		30,166	
23 JAILER #16	29,446			720		30,166	
24 JAILER #17	29,446			720		30,166	
25 JAILER #18	29,446			720		30,166	
26 JAILER #19	29,446			720		30,166	
27 JAILER #20	29,446			720		30,166	
28 JAILER #21	29,446			720		30,166	
29 JAILER #22	29,446			720		30,166	
30 JAILER #23	29,446			720		30,166	
31 JAILER #24	29,446			720		30,166	
32 JAILER #25	29,446			720		30,166	
33 JAILER #26	29,446			720		30,166	
34 JAILER #27	29,446			720		30,166	
35 JAILER #28	29,446			720		30,166	
36 JAILER #29	29,446			720		30,166	
37 JAILER #30	29,446			720		30,166	
38 JAILER #31	29,446			720		30,166	
39 JAILER #32	29,446			720		30,166	
40 JAILER #33	29,446			720		30,166	
41 JAILER #34	29,446			720		30,166	
42 JAILER #35	29,446			720		30,166	
43 JAILER/MAINTENACE #36	29,446			720		30,166	
44 QUALITY CONTROL/JAIL MAINT.	35,588			1,000		36,588	
45 COOK	27,000					27,000	
PART-TIME HELP					18,096	18,096	
HOLIDAY PAY				80,000		80,000	
LONGEVITY				3,410		3,410	
CLOTHING ALLOWANCE (in other)							1,511,149
HIGHWAY PATROL							
DEPT. 567:							
1 ADMINISTRATIVE ASSISTANT	25,810	1,190				27,000	
LONGEVITY				1,025		1,025	28,025
JUVENILE BOARD							
DEPT. 570:							
1 DISTRICT JUDGE				3,950		3,950	
2 DISTRICT JUDGE				3,950		3,950	
3 DISTRICT JUDGE				3,950		3,950	
4 DISTRICT ATTORNEY				3,950		3,950	
BEE COUNTY JUDGE				3,950		3,950	19,750

**BEE COUNTY, TEXAS
FY'22 ADOPTED SALARY SCHEDULE**

9/13/2021
9:37 AM

DEPT. POSITION	SALARY FOR 10/1/2021	ADOPTED FY'22 SALARY	TRAVEL	OTHER	PART-TIME HELP	TOTAL SALARY & ALLOW.	TOTAL DEPT. BUDGET
COMMUNITY AFFAIRS							
DEPT. 631:							
1 DIRECTOR	41,530			720		42,250	
2 ENFORCEMENT OFFICER*	34,000	23,800		720		24,520	
3 ADMINISTRATIVE ASSISTANT		27,000				27,000	
LONGEVITY				515		515	
CLOTHING ALLOWANCE (in other)	(10,200)					(10,200)	94,285
*30% charged to Veterans Service Dept. 405							
WASTE MANAGEMENT							
DEPT. 632:							
1 OPERATOR	24,960					24,960	
2 OPERATOR	24,960					24,960	
LONGEVITY				425		425	50,345
AGRICULTURAL EXTENSION							
DEPT. 665:							
1 EXTENSION AGENT	16,990			720		17,710	
2 FCS EXTENSION AGENT	14,297			720		15,017	
3 ADMINISTRATIVE ASSISTANT	30,000	500				30,500	
LONGEVITY				805		805	
PHONE ALLOWANCE (in other)							64,032
EXPO CENTER							
DEPT. 673:							
1 MAINTENANCE WORKER	28,933					28,933	
2 MAINTENANCE WORKER II	28,933					28,933	
3 MAINTENANCE/CUSTODIAN	28,933					28,933	
LONGEVITY				280		280	87,079
COUNTY CLERK RECORDS MGMT.							
FUND 014:							
PART-TIME HELP					16,588	16,588	16,588
COURTHOUSE SECURITY							
FUND 017:							
1 SECURITY BAILIFF	35,320			1,080		36,400	
2 SECURITY BAILIFF	35,320			1,080		36,400	
LONGEVITY				225		225	
CLOTHING ALLOWANCE (in other)							73,025
ROAD & BRIDGE							
FUND 020:							
1 ROAD ADMINISTRATOR	53,021			400		53,421	
2 SUPERINTENDENT	40,008			400		40,408	
3 FOREMAN	34,000					34,000	
4 FOREMAN	34,000					34,000	
5 FOREMAN	34,000					34,000	
6 MECHANIC FOREMAN	34,000					34,000	
7 ASST. MECHANIC	27,434					27,434	
8 ASST. MECHANIC	27,434					27,434	
9 TRUCK DRIVER	30,322					30,322	
10 TRUCK DRIVER	30,322					30,322	
11 TRUCK DRIVER	30,322					30,322	
12 TRUCK DRIVER	30,322					30,322	
13 TRUCK DRIVER	30,322					30,322	
14 SIGN MAN	28,514					28,514	
15 ROAD CREW	24,960					24,960	
16 ROAD CREW	24,960					24,960	
17 ROAD CREW	24,960					24,960	
18 ROAD CREW	24,960					24,960	
19 ROAD CREW	24,960					24,960	
20 ROAD CREW	24,960					24,960	
21 ADMINISTRATIVE ASSISTANT II	34,449					34,449	
22 ADMINISTRATIVE ASSISTANT I	29,585					29,585	
PART-TIME HELP					3,276	3,276	
OVERTIME PAY				4,000		4,000	
LONGEVITY				11,790		11,790	
CLOTHING ALLOWANCE (in other)							697,681

**BEE COUNTY, TEXAS
FY'22 ADOPTED SALARY SCHEDULE**

9/13/2021
9:37 AM

DEPT. POSITION	SALARY FOR 10/1/2021	ADOPTED FY'22 SALARY	TRAVEL	OTHER	PART-TIME HELP	TOTAL SALARY & ALLOW.	TOTAL DEPT. BUDGET
DISTRICT ATTORNEY							
FUND 027:							
1 OFFICE ADMINISTRATOR	45,443					45,443	
2 LEGAL ASSISTANT	32,250					32,250	
3 LEGAL ASSISTANT	32,250					32,250	
4 ASSISTANT DISTRICT ATTORNEY II	76,875					76,875	
5 ASSISTANT DISTRICT ATTORNEY I	76,875					76,875	
6 PARALEGAL ASSISTANT	35,500					35,500	
NARCOTICS INVESTIGATOR	7,332					7,332	
PART-TIME HELP					3,000	3,000	
LONGEVITY				8,115		8,115	317,640
DISTRICT ATTORNEY PRE TRIAL INTERVENTION							
FUND 087:							
PART-TIME HELP					2,830	2,830	2,830
DISTRICT ATTORNEY BORDER PROSECUTOR GRANT							
FUND 088:							
1 ASSISTANT DISTRICT ATTORNEY	93,713					93,713	
2 LEGAL SECRETARY	35,831					35,831	
3 INVESTIGATOR	39,551					39,551	
LONGEVITY				0		0	169,095
DISTRICT CLERK OAG							
FUND 090:							
PART-TIME HELP					1,000	1,000	1,000
GRAND TOTAL SALARIES	6,412,457	149,529	45,880	361,280	185,014	7,122,694	7,132,894

NOTE: (177 FT employees + 18 elected officials = 195 paid) + 1 DA + 3 District Judges = Total 199 people.

COMPARISON OF SALARY EXPENSE:

OTHER FUNDS NOT PART OF GENERAL FUND	189,513
ADOPTED BUDGET 2021-2022	7,132,894
ADOPTED BUDGET 2020-2021	7,094,768
INCREASE	<u>38,126</u>

HISTORY OF BEE COUNTY ACROSS THE BOARD RAISES:

1989-90 Oct 89 3 %
 1990-91 Oct 90 3 %
 1991-92 Oct 91 No Raise
 1992-93 Oct 92 No Raise
 1993-94 Oct 93 2% - 5% Adopted Step & Grade
 1994-95 Oct 94 2.5 %
 1995-96 Oct 95 No Raise
 1996-97 Oct 96 5 %
 1997-98 Oct 97 5 % (Jail & Sheriff deputies 4 to 6 steps) Officials 5% to 30%
 1998-99 Oct 98 5 % (Jail & Sheriff Dept & County Attorney). 10% - 34% all other employees & Officials
 1999-00 Oct 99 No Raise
 2000-01 Oct 00 7.5 %
 2001-02 Oct 01 3.5 % (Commissioners 18%;County Clerk, District Clerk, Tax Collector 10%)
 2002-03 Oct 02 3.0 % (Sheriff 5.66%)
 2003-04 Oct 03 No Raise
 2004-05 Oct 04 \$400.00 salary adjustment to all employees, no increase for commissioners & judge or elected officials)
 2005-06 Oct 05 No Raise (District Attorney Fund 27 salaries raised - DA & State supplement)
 2006-07 Oct 06 5%
 2007-08 Oct 07 50% Longevity Pay
 2008-09 Oct 08 3% Increase, 50% Longevity Pay
 2009-10 Oct 09 No Raise, 50% Longevity Pay
 2010-11 Oct 10 No Raise, 50% Longevity Pay
 2011-12 Oct 11 No Raise, Dec'11 increased Longevity to 100%
 2012-13 Oct 12 5% Raise, 100% Longevity (Raise waived by Constable #2, JP#2, Commissioner #2 & #4 and County Attorney)
 2013-14 Oct 13 5% Raise for FT and PT employees, 100% Longevity
 2014-15 Oct 14 5% Raise for FT employees, + Flat Salary Increase for under \$26000, 100% Longevity
 2015-16 Oct 15 No Raise, 100% Longevity Pay
 2016-17 Oct 16 DOL Exempt* increase, Salary Study low increase, 2.5% raise for all other FT employees, & 100% Longevity Pay
 2017-18 Oct 17 *\$500 salary study increase, **\$1500 salary study increase, ***Other salary increases per Commissioners' Court, 100% Longevity
 2018-19 Oct 18 2nd Tier of salary study increases including Elected Officials, CCRT adopted several recommended benchmark increases.
 2019-20 Oct 19 CCRT adopted several recommended benchmark increases.
 2020-21 Oct 20 CCRT adopted several Elected Officials benchmark increases as well as several other needed increases.
 2021-22 Oct 21 CCRT adopted several recommended benchmark increases.

ADDITIONAL REVIEW DISCLOSURES FOR:

- 1) ELECTIONS SERVICES CONTRACT FUND 035
- 2) CHAPTER 59 STATE SHERIFF FORFEITURE FUND 092
- 3) SHERIFF FEDERAL DRUG FORFEITURE FUND 098
- 4) DISTRICT ATTORNEY FORFEITURE FUND 106
- 5) DISTRICT ATTORNEY HOT CHECK FUND 107

BEE COUNTY, TEXAS
Budgeted Revenues for the 2021-2022 Fiscal Year
Elections Services Contract
Fund 035

ACCOUNT..... 035-	2019-2020 Actual	2020-2021 Estimated Actual	2020-2021 Original Budget	2021-2022 Adopted Budget	% Budget Change
INTERGOVERNMENTAL REVENUES					
330-200 ELECTION SERVICE CONTRACTS	\$9,765	\$37,471	\$0	\$0	0.0%
330-000 TOTAL INTERGOVERNMENTAL REVENUES	9,765	37,471	0	0	0.0%
MISCELLANEOUS REVENUES					
361-100 INTEREST REVENUE	14	0	0	0	0.0%
381-100 REFUNDS & SUNDRIES	0	18	0	0	0.0%
360-000 TOTAL MISCELLANEOUS REVENUES	14	18	0	0	0.0%
TRANSFERS IN					
390-115 FROM ELECTIONS EQUIPMENT FUND 015	12,017	0	0	0	0.0%
390-000 TOTAL TRANSFERS IN	12,017	0	0	0	0.0%
TOTAL REVENUES FOR FUND 035	\$21,796	\$37,489	\$0	\$0	0.0%

BEE COUNTY, TEXAS
Budgeted Appropriations for the 2021-2022 Fiscal Year
Elections Services Contract
Fund 035

ACCOUNT.....	2019-2020	2020-2021	2020-2021	2021-2022	%
035-490-	Actual	Estimated	Original	Adopted	Budget
		Actual	Budget	Budget	Change
100 PERSONNEL SERVICES					
179 ELECTION JUDGES & CLERKS	\$6,127	\$3,605	\$0	\$0	0.0%
197 PERSONNEL SERVICES SUBTOTAL	<u>6,127</u>	<u>3,605</u>	<u>0</u>	<u>0</u>	<u>0.0%</u>
200 PERSONNEL BENEFITS					
201 FICA TAXES	11	275	0	0	0.0%
203 RETIREMENT PLAN	8	0	0	0	0.0%
204 WORKERS' COMPENSATION	0	0	0	0	0.0%
206 UNEMPLOYMENT CONTRIBUTION	13	6	0	0	0.0%
207 GROUP TERM LIFE	1	0	0	0	0.0%
297 PERSONNEL BENEFITS SUBTOTAL	<u>32</u>	<u>281</u>	<u>0</u>	<u>0</u>	<u>0.0%</u>
300 SUPPLIES					
310 OFFICE & OTHER SUPPLIES	1,271	0	0	0	0.0%
353 SMALL EQUIPMENT/SOFTWARE	919	0	0	0	0.0%
397 SUPPLIES SUBTOTAL	<u>2,190</u>	<u>0</u>	<u>0</u>	<u>0</u>	<u>0.0%</u>
400 OTHER SERVICES & CHARGES					
407 PURCHASED SERVICES	0	17,465	0	0	0.0%
420 POSTAGE & FREIGHT	163	1,120	0	0	0.0%
425 TRAVEL, MEALS, & LODGING	262	0	0	0	0.0%
426 CONTINUING EDUCATION & DUES	0	0	0	0	0.0%
430 ADVERTISING & LEGAL NOTICES	138	65	0	0	0.0%
451 CONTRACT LABOR	0	0	0	0	0.0%
497 OTHER SERVICES & CHARGES SUBTOTAL	<u>563</u>	<u>18,650</u>	<u>0</u>	<u>0</u>	<u>0.0%</u>
900 TRANSFERS OUT					
912 TO GENERAL FUND 012	0	0	0	0	0.0%
997 TRANSFERS OUT SUBTOTAL	<u>0</u>	<u>0</u>	<u>0</u>	<u>0</u>	<u>0.0%</u>
TOTAL APPROPRIATIONS FOR FUND 035	<u>\$8,911</u>	<u>\$22,536</u>	<u>\$0</u>	<u>\$0</u>	<u>0.0%</u>

BEE COUNTY, TEXAS
Budgeted Revenues for the 2021-2022 Fiscal Year
Chapter 59 State Sheriff Forfeiture
Fund 092

ACCOUNT..... 092-	2019-2020 Actual	2020-2021 Estimated Actual	2020-2021 Original Budget	2021-2022 Adopted Budget	% Budget Change
INTERGOVERNMENTAL REVENUE					
337-605 STATE ALLOCATION	\$0	\$0	\$0	\$0	0.0%
340-600 SHERIFF FORFEITURES	23,763	4,500	5,000	5,000	0.0%
330-000 TOTAL INTERGOVERNMENTAL REVENUES	23,763	4,500	5,000	5,000	0.0%
MISCELLANEOUS REVENUES					
352-200 FORFEITURES/OTHER	0	0	44,000	44,000	0.0%
361-100 INTEREST REVENUE	1,252	1,290	1,000	1,000	0.0%
361-100 REFUNDS & SUNDRIES	0	0	0	0	0.0%
360-000 TOTAL MISCELLANEOUS REVENUES	1,252	1,290	45,000	45,000	0.0%
TOTAL REVENUES FOR FUND 092	\$25,016	\$5,790	\$50,000	\$50,000	0.0%

BEE COUNTY, TEXAS
Budgeted Appropriations for the 2021-2022 Fiscal Year
Chapter 59 State Sheriff
Fund 092

ACCOUNT.....	2019-2020	2020-2021	2020-2021	2021-2022	% Budget
092-565-	Actual	Estimated	Original	Adopted	Change
		Actual	Budget	Budget	
300 SUPPLIES					
310 OFFICE & OTHER SUPPLIES	\$694	\$1,500	\$0	\$0	0.0%
353 SMALL EQUIPMENT/SOFTWARE	500	1,000	10,000	10,000	0.0%
397 SUPPLIES SUBTOTAL	1,194	2,500	10,000	10,000	0.0%
400 OTHER SERVICES & CHARGES					
408 NARCOTIC INVESTIGATIONS	0	5,000	0	0	0.0%
420 POSTAGE & FREIGHT	0	25	0	0	0.0%
425 TRAVEL, MEALS & LODGING	176	1,500	40,000	40,000	0.0%
426 CONTINUING EDUCATION & DUES	110	200	15,000	15,000	0.0%
434 SEIZURE PAYOUT	0	23,097	0	0	0.0%
435 MISCELLANEOUS	0	0	0	0	0.0%
436 CRIMESTOPPERS	0	0	0	0	0.0%
453 MAINTENANCE & REPAIR/VEHICLES	0	500	0	0	0.0%
455 MAINTENANCE & REPAIR/EQUIPMENT	0	0	0	0	0.0%
456 K-9 MAINTENANCE	697	500	0	0	0.0%
486 DONATIONS	2,500	0	0	0	0.0%
497 OTHER SERVICES & CHARGES SUBTOTAL	3,483	30,822	55,000	55,000	0.0%
500 CAPITAL OUTLAY					
570 OFFICE FURNITURE & EQUIPMENT	0	0	15,000	15,000	0.0%
577 SMALL EQUIPMENT	0	0	15,000	15,000	0.0%
580 VEHICLES	0	0	36,593	30,216	-17.4%
597 CAPITAL OUTLAY SUBTOTAL	0	0	66,593	60,216	-9.6%
TOTAL APPROPRIATIONS FOR FUND 092	\$4,678	\$33,322	\$131,593	\$125,216	-4.8%

*Fund Balance will be utilized for expenses.

BEE COUNTY, TEXAS
Budgeted Revenues for the 2021-2022 Fiscal Year
Sheriff Federal Drug Forfeiture
Fund 098

ACCOUNT..... 098-	2019-2020 Actual	2020-2021 Estimated Actual	2020-2021 Original Budget	2021-2022 Adopted Budget	% Budget Change
MISCELLANEOUS REVENUES					
352-200 FORFEITURES/OTHER	-\$2,255	\$0	\$2,000	\$2,000	0.0%
361-100 INTEREST REVENUE	456	414	480	415	-13.5%
360-000 TOTAL MISCELLANEOUS REVENUES	-1,799	414	2,480	2,415	-2.6%
TOTAL REVENUES FOR FUND 098	-\$1,799	\$414	\$2,480	\$2,415	-2.6%

BEE COUNTY, TEXAS
Budgeted Appropriations for the 2021-2022 Fiscal Year
Sheriff Federal Drug Forfeiture
Fund 098

ACCOUNT.....	2019-2020	2020-2021	2020-2021	2021-2022	% Budget
098-565-	Actual	Estimated	Original	Adopted	Change
		Actual	Budget	Budget	
300 SUPPLIES					
310 OFFICE & OTHER SUPPLIES	\$523	\$100	\$0	\$0	0.0%
397 SUPPLIES SUBTOTAL	<u>523</u>	<u>100</u>	<u>0</u>	<u>0</u>	<u>0.0%</u>
400 OTHER SERVICES & CHARGES					
408 NARCOTIC INVESTIGATIONS	2,000	0	10,000	10,000	0.0%
420 POSTAGE & FREIGHT	0	0	0	0	0.0%
425 TRAVEL, MEALS & LODGING	0	0	37,153	37,520	1.0%
426 CONTINUING EDUCATION & DUES	0	0	0	0	0.0%
453 MAINTENANCE & REPAIR/VEHICLES	0	0	0	0	0.0%
455 MAINTENANCE & REPAIR/EQUIPMENT	0	0	0	0	0.0%
497 OTHER SERVICES & CHARGES SUBTOTAL	<u>2,000</u>	<u>0</u>	<u>47,153</u>	<u>47,520</u>	<u>0.8%</u>
500 CAPITAL OUTLAY					
570 OFFICE FURNITURE & EQUIPMENT	0	0	0	0	0.0%
580 VEHICLES	0	0	0	0	0.0%
597 CAPITAL OUTLAY SUBTOTAL	<u>0</u>	<u>0</u>	<u>0</u>	<u>0</u>	<u>0.0%</u>
TOTAL APPROPRIATIONS FOR FUND 098	<u>\$2,523</u>	<u>\$100</u>	<u>\$47,153</u>	<u>\$47,520</u>	<u>0.8%</u>

*Fund balance will be utilized for expenses.

BEE COUNTY, TEXAS
Budgeted Revenues for the 2021-2022 Fiscal Year
Chapter 59 State D.A. Forfeiture
Fund 106

ACCOUNT..... 106-	2019-2020 Actual	2020-2021 Estimated Actual	2020-2021 Original Budget	2021-2022 Adopted Budget	% Budget Change
INTERGOVERNMENTAL REVENUE					
337-605 STATE ALLOCATION	\$0	\$0	\$0	\$0	0.0%
340-600 DISTRICT ATTORNEY FORFEITURES	467,372	100,000	100,000	100,000	0.0%
330-000 TOTAL INTERGOVERNMENTAL REVENUES	467,372	100,000	100,000	100,000	0.0%
MISCELLANEOUS REVENUES					
361-100 INTEREST REVENUE	3,048	3,560	2,700	3,000	11.1%
360-000 TOTAL MISCELLANEOUS REVENUES	3,048	3,560	2,700	3,000	11.1%
TOTAL REVENUES FOR FUND 106	\$470,420	\$103,560	\$102,700	\$103,000	0.3%

BEE COUNTY, TEXAS
Budgeted Appropriations for the 2021-2022 Fiscal Year
Chapter 59 State D.A. Forfeiture
Fund 106

ACCOUNT.....	2019-2020	2020-2021	2020-2021	2021-2022	% Budget
106-476-	Actual	Estimated	Original	Adopted	Change
106-476-	Actual	Actual	Budget	Budget	Change
100 PERSONNEL SERVICES					
105 BEE COUNTY FULL TIME EMPLOYEE	\$30,339	\$37,551	\$28,174	\$37,551	33.3%
110 PART TIME HELP	0	0	0	0	0.0%
112 SALARY/LO ASSISTANT DIST. ATTORNEY	37,601	55,225	55,225	55,953	1.3%
125 SALARY/LO DRUG INTERDICTION OFFICER	0	16,339	50,000	50,000	0.0%
197 PERSONNEL SERVICES SUBTOTAL	67,940	109,115	133,399	143,504	7.6%
200 PERSONNEL BENEFITS					
201 FICA TAXES	166	0	0	0	0.0%
203 RETIREMENT PLAN	115	0	0	0	0.0%
207 GROUP TERM LIFE	9	0	0	0	0.0%
297 PERSONNEL BENEFITS SUBTOTAL	290	0	0	0	0.0%
300 SUPPLIES					
310 OFFICE & OTHER SUPPLIES	450	2,000	1,500	1,500	0.0%
311 BOOKS & SUBSCRIPTION	40	0	0	0	0.0%
353 SMALL EQUIPMENT/SOFTWARE	728	0	0	0	0.0%
300 SUPPLIES SUBTOTAL	1,218	2,000	1,500	1,500	0.0%
400 OTHER SERVICES & CHARGES					
401 PROFESSIONAL SERVICES	0	0	400	400	0.0%
418 TRIAL & APPELLATE	911	0	2,000	2,000	0.0%
420 POSTAGE & FREIGHT	79	100	0	0	0.0%
421 TELEPHONE/DSL	0	0	800	800	0.0%
425 TRAVEL, MEALS & LODGING	0	0	1,875	1,875	0.0%
426 CONTINUING EDUCATION & DUES	0	0	1,800	1,800	0.0%
434 SEIZURE PAYOUTS	298,948	75,000	70,000	70,000	0.0%
435 UNDERCOVER	4,000	0	0	0	0.0%
451 CONTRACT LABOR	0	0	5,000	5,000	0.0%
452 MAINTENANCE & REPAIR/BUILDING	4,550	0	0	0	0.0%
453 MAINTENANCE & REPAIR/VEHICLES	4,458	0	500	500	0.0%
455 MAINTENANCE & REPAIR/EQUIPMENT	345	0	500	500	0.0%
461 COPIER LEASE/EQUIPMENT RENTAL	0	0	200	200	0.0%
477 IRS FEES	0	0	500	500	0.0%
486 DONATIONS	8,998	3,000	0	0	0.0%
497 OTHER SERVICES & CHARGES SUBTOTAL	322,288	78,100	83,575	83,575	0.0%
500 CAPITAL OUTLAY					
570 OFFICE FURNITURE & EQUIPMENT	0	0	0	0	0.0%
580 VEHICLES	0	0	0	0	0.0%
597 CAPITAL OUTLAY SUBTOTAL	0	0	0	0	0.0%
900 TRANSFERS OUT					
912 TO GENERAL FUND 012	0	0	0	0	0.0%
997 TRANSFERS OUT SUBTOTAL	0	0	0	0	0.0%
TOTAL APPROPRIATIONS FOR FUND 106	\$391,735	\$189,215	\$218,474	\$228,579	4.6%

*Will utilize fund balance for expenses.

BEE COUNTY, TEXAS
Budgeted Revenues for the 2021-2022 Fiscal Year
D.A. Hot Check
Fund 107

ACCOUNT..... 107-	2019-2020 Actual	2020-2021 Estimated Actual	2020-2021 Original Budget	2021-2022 Adopted Budget	% Budget Change
INTERGOVERNMENTAL REVENUE					
340-600 DISTRICT ATTORNEY/HOT CHECK FEES	\$0	\$0	\$300	\$300	0.0%
361-100 INTEREST REVENUE	2	2	0	0	0.0%
330-000 TOTAL INTERGOVERNMENTAL REVENUES	2	2	300	300	0.0%
TOTAL REVENUES FOR FUND 107	\$2	\$2	\$300	\$300	0.0%

BEE COUNTY, TEXAS
Budgeted Appropriations for the 2021-2022 Fiscal Year
District Attorney Hot Check
Fund 107

ACCOUNT.....	2019-2020	2020-2021	2020-2021	2021-2022	% Budget
107-476-	Actual	Estimated	Original	Adopted	Change
		Actual	Budget	Budget	
<hr/>					
300 SUPPLIES					
310 OFFICE AND OTHER SUPPLIES	\$0	\$0	\$300	\$300	0.0%
397 SUPPLIES SUBTOTAL	<hr/> 0	<hr/> 0	<hr/> 300	<hr/> 300	<hr/> 0.0%
 TOTAL APPROPRIATIONS FOR FUND 107	 <hr/> \$0	 <hr/> \$0	 <hr/> \$300	 <hr/> \$300	 <hr/> 0.0%

Appendix A

Glossary

Accrual Basis - A basis of accounting in which transactions are recognized at the time they are incurred, as opposed to when cash is received or spent.

Ad Valorem Taxes - Commonly referred to as property taxes, are levied on both real and personal property according to the property's valuation and the tax rate.

Annualize - Taking changes that occurred mid-year and calculating their cost for a full year, for the purpose of preparing an annual budget.

Appropriation - A legal authorization to incur obligations and make expenditures for specific purposes.

Assessed Valuation - The valuation set upon real estate and certain personal property by the Assessor as a basis for levying property taxes.

Assessment Ratio - The ratio at which the tax rate is applied to the tax base.

Asset - Resources owned or held by a government, which have monetary value.

Attrition - A method of achieving a reduction in personnel by not refilling the positions vacated through resignation, reassignment transfer, retirement, or means other than layoffs.

Authorized Positions - Employee positions, which are authorized in the adopted budget to be filled during the year.

Available (Undesignated) Fund Balance - This refers to the funds remaining from the prior year, which are available for appropriation and expenditure in the current year.

Base Budget - Cost of continuing the existing levels of service in the current budget year.

Bond - A long-term I.O.U or promise to pay. It is a promise to repay a specified amount of money (the face amount of the bond) on a particular date (the maturity date). Bonds are primarily used to finance capital projects.

General Obligation Bond - This type of bond is backed by the full faith, credit and taxing power of the government.

Revenue Bond - This type of bond is backed only by the revenues from a specific enterprise or project, such as a hospital or a toll road.

Bond Refinancing - The payoff and re-issuance of bonds to obtain better interest rates and/or bond conditions.

Budget - A plan of financial activity for a specified period of time (fiscal year or biennium) indicating all planned revenues and expenses for the budget period.

Budgetary Basis - This refers to the basis of accounting used to estimate financing sources and used in the budget. This generally takes one of three forms: GAAP, cash, or modified accrual.

Budget Calendar - The schedule of key dates which a government follows in preparation and adoption of the budget.

Budgetary Control - The control or management of a government in accordance with the approved budget for the purpose of keeping expenditures within the limitations of available appropriations and resources.

Capital Assets - Assets of significant value and having a useful life of several years. Capital assets are also called fixed assets.

Capital Budget - The appropriation of bonds or operating revenue for improvements to facilities, and other infrastructure.

Capital Improvements - Expenditures related to the acquisition, expansion or rehabilitation of an element of the government's physical plant; sometimes referred to as infrastructure.

Capital Improvements Program (CIP) - A plan for capital outlay to be incurred each year over a fixed number of years to meet capital needs arising from the government's long-term needs.

Capital Outlay - Fixed assets which have a value of \$200 or more and have useful economic lifetime of more than one year; or, assets of any value if the nature of the item is such that it must be controlled for custody purposes as a fixed asset.

Capital Project - Major construction, acquisition, or renovation activities, which add value to a government's physical assets or significantly increase their useful life, also called capital improvements.

Capital Reserve - An account used to segregate a portion of the government's equity to be used for future capital program expenditures. The amount of capital reserve is roughly equal to the government's annual equipment depreciation and an amount identified as being needed for future capital acquisition.

Cash Basis - A basis of accounting in which transactions are recognized only when cash is increased or decreased.

Commodities - Expendable items that are consumable or have a short life span. Examples include office supplies, gasoline, minor equipment, and asphalt.

Constant or Real Dollars - The presentation of dollar amounts adjusted for inflation to reflect the real purchasing power of money as compared to a certain point in time in the past.

Consumer Price Index (CPI) - A statistical description of price levels provided by the U.S. Department of Labor. The index is used as a measure of the increase in the cost of living (i.e., economic inflation)

Contingency - A budgetary reserve set aside for emergencies or unforeseen expenditures not otherwise budgeted.

Contractual Services - Services rendered to a government by private firms, individuals, or other governmental agencies. Examples include utilities, rent, maintenance agreements, and professional consulting services.

Cost of Living Adjustment (COLA) - An increase in salaries to offset the adverse effect of inflation on compensation.

Debt Service - The cost of paying principal and interest on borrowed money according to a predetermined payment schedule.

Dedicated Tax - A tax levied to support a specific government program or purpose.

Deficit - The excess of an entity's liabilities over its assets or the excess of expenditures or expenses over revenues during a single accounting period.

Department - The basic organizational unit of government, which is functionally unique in its delivery of services.

Depreciation - Expiration in the service life of capital assets attributable to wear and tear, deterioration, action of the physical elements, inadequacy or obsolescence.

Disbursement - The expenditure of monies from an account.

Distinguished Budget Presentation Awards Program - A voluntary awards program administered by the Government Finance Officers Association to encourage governments to prepare effective budget documents.

Employee Fringe Benefits - Contributions made by a government to meet commitments or obligations for employee fringe benefits. Included is the government's share of costs for Social Security and the various pension, medical, and life insurance plans.

Encumbrance - The commitment of appropriated funds to purchase an item or service. To encumber funds means to set aside or commit funds for a specified future expenditure.

Expenditure - The payment of cash on the transfer of property or services for the purpose of acquiring an asset, service or settling a loss.

Expense - Charges incurred (whether paid immediately or unpaid) for operations, maintenance, interest or other charges.

Fiscal Policy - Governmental policy with respect to revenues, spending, and debt management as these relate to government services, programs, and capital investments. Fiscal policy provides an agreed-upon set of principals for the planning and programming of government budgets and their funding.

Fiscal Year - A twelve-month period designated as the operating year for accounting and budgeting purposes in an organization.

Fixed Assets - Assets of long-term character that are intended to continue to be held or used, such as land, building, machinery, furniture, and other equipment.

Full Faith and Credit - A pledge of a government's taxing power to repay debt obligations.

Full-Time Equivalent Position (FTE) - A part-time position converted to the decimal equivalent of a full-time position based on 2,080 hours per year. For example, a part-time typist working for 20 hours per week would be the equivalent to .5 of a full-time position.

Function - A group of related activities aimed at accomplishing a major service or regulatory program for which a government is responsible (e.g., public safety).

Fund - A fiscal entity with revenues and expenses which are segregated for the purpose of carrying out a specific purpose or activity.

Fund Balance - The excess of the assets of a fund over liabilities, reserves, and carryover.

GAAP (Generally Accepted Accounting Principles) - Uniform minimum standards for financial accounting and recording, encompassing the conventions, rules, and procedures that define accepted accounting principles.

Goal - A statement of board direction, purpose or intent based on the needs of the community. A goal is general and timeless.

Grants - A contribution by a government or other organization to support a particular function. Grants may be classified as either operational or capital, depending upon the grantee.

Hourly - An employee who fills a temporary or short-term position. Such employees provide contingency staffing for government operations during peak workloads, or to address temporary staffing needs. Hourly employees are paid on a per-hour basis and receive limited benefits.

Indirect Cost - A cost necessary for the functioning of the organization as a whole, but cannot be directly assigned to one service.

Infrastructure - The physical assets of government (e.g., streets, water, sewer, public building and parks.)

Interfund Transfers - The movement of monies between funds of the same governmental entity.

Intergovernmental Revenue - Funds received from federal, state and other local governmental sources in the form of grants, shared revenues, and payments in lieu of taxes.

Internal Service Charges - The charges to user departments for internal services provided by another government agency, such as data processing, or insurance funded from a central pool.

Lapsing Appropriation - An appropriation made for a certain period of time, generally for the budget year. At the end of the specified period, and unexpected or unencumbered balance lapses or ends, unless otherwise provided by law.

Levy - To impose taxes for the support of government activities.

Line-Item-Budget - A budget prepared along departmental lines that focuses on what is to be bought.

Long-Term-Debt - Debt with maturity of more than one year after the date of issuance.

Material and Supplies - Expendable material and operating supplies necessary to conduct departmental operations.

Mill - The property tax rate, which is based on the valuation of property. A tax rate of one mill produces one dollar of taxes on each \$1,000 of assessed property valuation.

Net Budget - The legally adopted budget less all interfund transfers and interdepartmental charges.

Nominal Dollars - The presentation of dollar amounts not adjusted for inflation. Adjusting for inflation would be done to reflect the real purchasing power of money today.

Object of Expenditures - An expenditure classification, referring to the lowest and most detailed level of classification, such as electricity, office supplies, asphalt, and furniture.

Objective - Something to be accomplished in specific, well-defined, and measurable terms and that is achievable within a specific time frame.

Obligations - Amounts which a government may be legally required to meet out of its resources. They include not only actual liabilities, but also encumbrances not yet paid.

Operating Revenue - Funds that the government receives as income to pay for ongoing operations. It includes such items as taxes, fees from specific services, interest earnings, and grant revenues. Operating revenues are used to pay for day-to-day services.

Operating Expenses - The cost of personnel, materials and equipment required for a department to function.

Output Indicator - A unit of work accomplished, without reference to the resources required to do the work (e.g., number of permits issued, number of refuse collections made, or number of burglary arrests made.)

Pay-As-You-Go Basis - A term used to describe a financial policy by which capital outlays are financed from current revenues rather than through borrowing.

Performance Budget - A budget wherein expenditures are based primarily upon measurable performance of activities and work programs.

Performance Indicators - Specific quantitative and qualitative measures of work performed as an objective of specific departments or programs.

Performance Measure - Data collected to determine how effective or efficient a program is in achieving its objects.

Personal Services - Expenditures for salaries, wages, and fringe benefits of a government's employees.

Prior-Year Encumbrances - Obligations from previous fiscal years in the form of purchase orders, contracts or salary commitments which are chargeable to an appropriation, and for which a part of the appropriation is reserved. They cease to be encumbrances when the obligations are paid or otherwise terminated.

Program - A group of related activities performed by one or more organizational units for the purpose of accomplishing a function for which the government is responsible.

Program Budget - A budget which allocates money to the functions or activities of a government rather than of accomplishing a function for which the government is responsible.

Program Performance Budget - A method of budgeting whereby the services provided to the residents are broken down in identifiable service programs or performance units. A unit can be a department, a division, or a workgroup. Each program has an identifiable service or output and objectives to effectively provide the service. The effectiveness and efficiency of providing the service by the program is measured by performance indicators.

Program Revenue (Income) - Revenues earned by a program, including fees for services, license and permit fees, and fines.

Purpose - A broad statement of the goals, in terms of meeting public service needs, that a department is organized to meet.

Reserve - An account used either to set aside budgeted revenues that are not required for expenditure in the current budget year or to earmark revenues for a specific future purpose.

Resolution - A special or temporary order of a legislative body; an order of a legislative body requiring less legal formality than an ordinance or statute.

Resources - Total amounts available for appropriation including estimated revenues, fund transfers, and beginning balances.

Revenue - Sources of income financing the operations of government.

Service Lease - A lease under which the lessor maintains and services the asset.

Service Level - Service or products which comprise actual or expected output of a given program. Focus in on results, not measures of workload.

Source of Revenue - Revenues are classified according to their source or point of origin.

Supplemental Appropriation - An additional appropriation made by the governing body after the budget year or biennium has started.

Supplemental Requests - Programs and services which departments would like to have added (in priority order) over their target budget, or if revenue received is greater than anticipated.

Target Budget - Desirable expenditure levels provided to departments in developing the coming year's recommended budget based on the prior year's adopted budget, excluding one-time expenditures, projected revenues, and reserve requirements.

Tax Levy - The resultant product when the tax rate per one hundred dollars is multiplied by the tax base.

Taxes - Compulsory charges levied by a government for the purpose of financing services performed for the common benefit of the people. This term does not include specific charges made against particular persons or property for current permanent benefit, such as special assessments.

Transfers In/Out - Amounts transferred from one fund to another to assist in financing the services for the recipient fund.

Unencumbered Balance - The amount of an appropriation that is not restricted for a specific purpose and is available for general appropriation.

User Charges - The payment of a fee for direct receipt of a public service by the party who benefits from the service.

Variable Cost - A cost that increases/decreases with increases/decreases in the amount of the service provided such as the payment of a salary.

Working Cash - Excess of readily available assets over current liabilities. Or cash on hand equivalents which may be used to satisfy cash flow needs.

Workload Indicator - A unit of work to be done (e.g., number of permit applications received, the number of households receiving refuse collection service, or the number of burglaries to be investigated.)

Work Years - The amount of personnel resources required for a program expressed in terms of the "full-time equivalent" number of employees. One "work year" is equal to one full-time, year-round employee. For most categories this equals 2,080 hours year (40 hours per week times 52 weeks). The number of hours a part-time employee is budgeted to work during the year is divided by 2,080 to arrive at the equivalent number of "work years" for the position.